


Design with safety



Ponte Giulio is one of Europe's largest manufacturers of safety solutions for bathrooms, with a range of products suitable for hospitals, nursing homes, hotels and other commercial and residential buildings.

Ponte Giulio provides a range of products to satisfy the needs of the bathroom industry. The development of the company's product range over time has led to the creation of functional apparatus with more aesthetic appeal than other accessible bathroom products on the market.

Ponte Giulio is committed to creating inclusive living spaces by designing stylish bathrooms which improve quality of life for all whilst strictly complying with regulations.




UK Office and Warehouse

Inprint House
196 Old Shoreham Road Hove, Sussex BN3 7EX
enquiries@pontegiulio.co.uk
phone: 01273 735005

Durable Antibacterial Protection

Proven, permanent protection against bacteria and fungi



Bacteria

Escherichia coli
Streptococcus
Methicillin resistant - staphylococcus aureus
Methicillin resistant
Staphylococcus epidermidis
Legionella
Shigella
Salmonella
Klebsiella
Listeria

Fungi

Aspergillus brasiliensis
Aspergillus niger

BioCote® Silver Ion Technology

BioCote® is the leading provider of proven antimicrobial/antibacterial technology to companies around the globe. BioCote technology integrates antimicrobial protection into any surface or product, reducing microbes by up to 99.99%, making them more hygienic and defending the surface against degradation, odours and staining. The BioCote® range of antimicrobial additives can be added to any material during the production process including plastics and polymers, coatings and paints, textiles, metals and more. That is why many of the world's biggest brands partner with BioCote®. We have technologies and unique formulations based on Silver-ions, Zinc, Copper and organic active ingredients. All of our antimicrobial active ingredients have performance and quality in common.

For more information check at www.biocote.com

| | | |
|--|--|---|
| <div><div></div>Grab rails</div> |  | <div><div>Maxima range7</div><div>Urban People range39</div><div>Polished Stainless steel range71</div></div> |
| <div><div></div>Seats and stools</div> |  | <div>77</div> |
| <div><div></div>Bath accessories</div> |  | <div>83</div> |
| <div>Stud-walls</div> |  | <div>90</div> |
| <div>Planning information</div> |  | <div>93</div> |
| <div>General information</div> |  | <div><div>Customer service99</div><div>Flanges and fixing plates100</div><div>Cleaning information101</div><div>Alphabetical index102</div></div> |

The Quality

The quality concept foresees the application of guiding values, which are designed to encourage the entire company to adopt a quality culture. Thanks to the implementation of strict manufacturing methods, Ponte Giulio has achieved the standards and certifications required within the European Community.



| Certification | Finality |
|-------------------|--|
| ISO 9001-2014 | Company ability to achieve the quality objectives by improving performance and customer satisfaction. |
| ISO 13485 | Certifies the Ponte Giulio product quality as Medical devices Class 1 |
| CE | Ponte Giulio products are classified as Medical Devices in Class 1 complying with the European Directive 93/42 EWG |
| UNI EN 12182:2014 | Certification of compliance with Technical Standards and tests in static strength |

All Certificates are available on request.

The quality is also controlled and guaranteed by means of regular checks entrusted by Ponte Giulio to third parties.

| Entity | Test | Result |
|-----------------|--------------------------|--|
| TÜV Süd München | static resistance | Evaluation of physical load bearable by different products |
| | salt spray test | Product resistance to corrosion |
| | test in climatic chamber | Product resistance to thermal shock |
| | biocompatibility testing | Product tolerability for living organisms |



Ponte Giulio strives to minimize the impact of its activities and the resources consumed during production or any other relevant operations. The company tries to make environmentally friendly choices as far as materials, production methods and supplier selection is concerned.

Ponte Giulio performs a scrupulous collection and adequate disposal of production waste in conformity of the Obligations fixed by the Directive 2002/06/EC.

The vinyl used in Ponte Giulio is free of environmental harmful heavy metals, such as lead, mercury or cadmium and from stabilizers and dyes dangerous for the environment.



Safety is ingrained throughout Ponte Giulio and particularly taken into consideration when developing a new item. Everyone puts a great deal of trust in our safety products and accessories, we want them to feel extremely satisfied and assured of the products high quality and proved functionality.




Ponte Giulio's priority has always been to minimise the health risks to people using its products by selecting raw materials containing no components which may be hazardous or dangerous to their health.

The Ponte Giulio safety supports are vinyl coated and this coating is enriched with silver ions (C), which create an active longlasting antimicrobial protection. Toxic heavy metals, harmful to the health, such as lead, mercury and cadmium are not contained in vinyl coating nor in the inside steel tube, used for the realisation of its safety supports (B).

Ponte Giulio uses non-carcinogenic vinyl plasticised with innovative substances and this may also be coloured by means of products not containing heavy metals hazardous for the environment (B) The products are biocompatible, therefore absolutely tolerable to living organisms (B).

| Test | Result |
|--|--|
| Fire resistance | The vinyl coating used for the safety supports is self-extinguishing, as tested by the analyses on the flame resistance conducted according to the methodology UL94 which has demonstrated the belonging to the Class V0 and V1, according to the UNI8457. |
| System tightness according to the kind of installation | Finding the optimal fastening system in collaboration of Fischer Company. Tests were carried out for different types of products, taking into account the different wall characteristics. |
| Electrical insulation | From the verification of the sheath of Ponte Giulio supports it could be established that the support is offering an electrical insulation for voltages up to 6000V. |
| Static load | Checking the static load resistance to obtain warranty seal up to 150 kilos. |



A) Copy of certificates are available on request.

B) Test reports are also available on requests.

C) Silver ions binds in the cells and once inside, the silver denaturates the enzymes necessary for energy production. Being the energy production blocked, the bacteria can not reproduce. In fact silver inhibits the growth of microorganisms and thus effectively contributes to good hygienic practise.



Maxima Range Features

The Maxima range is designed to fulfill the bathroom requirement of hospitals, senior residences, nursing homes, rehabilitation centres and hotels. This range has been developed to support the growing ageing population and to improve quality of life. It is elegant and discrete but safe and strong.



Materials

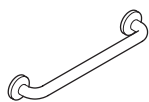
- Zinc plated steel
- Stainless steel AISI 304
- Vinyl and Nylon coating with antimicrobial technology based on silver ions

Main peculiarities

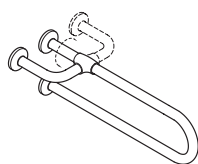
- active antimicrobial protection
- eco-friendly
- colour stability after long time use
- ultimate tensile strength
- resistance to wear
- low inflammability - classified UL 94
- fire high resistance and flame proof
- no deformation in case of moisture
- non-porous smooth and strong coating
- brilliant coating
- colour uniformity on total rail surface
- electrostatic charge free
- high skin tolerability and biocompatibility
- recyclable
- waste disposal according to the local specifications
- high resistance to standard cleaning articles and disinfectants



Basin area



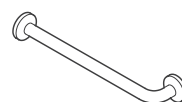
Safety grab rails
Page 10



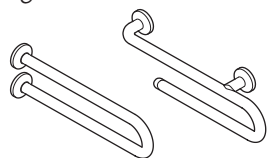
Safety side grab rails
Page 10



Safety handles
Page 11



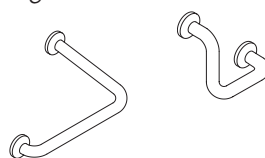
Grab rails for corner installation
Page 11



Towel holder safety grab rail
Page 12

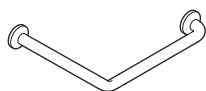


Safety corner grab rails
Page 13



Safety corner grab rails
Page 13

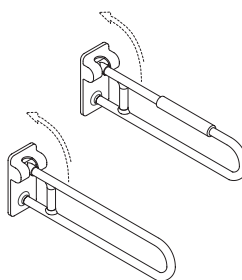
WC area



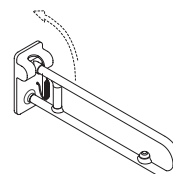
Safety corner grab rails
Page 14



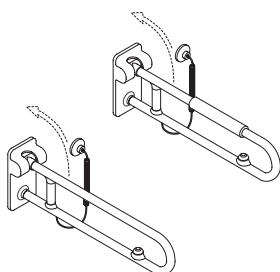
Safety corner grab rails
Page 15



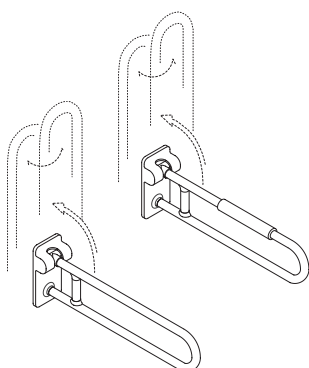
Safety folding grab rails
Page 16-17



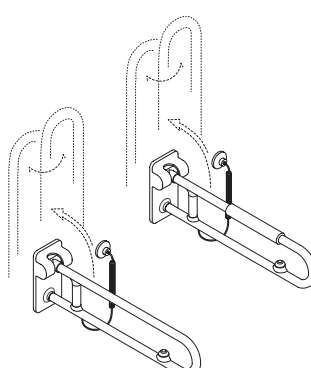
Safety folding grab rails with electric button
Page 16



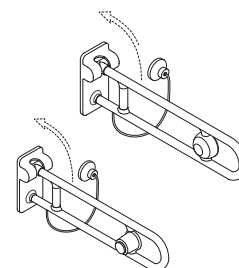
Safety folding grab rails with electric button
Pages 17-18



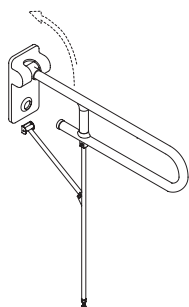
Safety folding side swivel grab rails
Pages 18-20



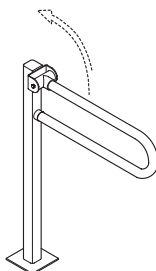
Safety folding side swivel grab rails with electric button
Pages 19-20



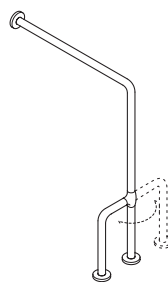
Safety folding grab rails with pneumatic button
Page 21



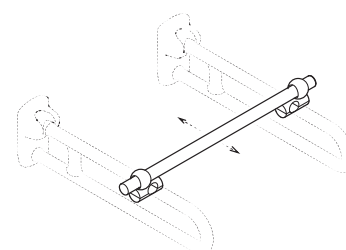
Safety folding grab rails with support legs
Page 21



Safety folding grab rails on pedestal
Page 22

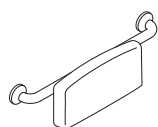


Wall and floor mounted safety grab rails
Page 22



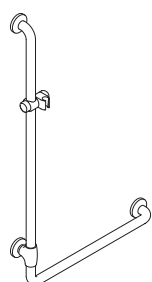
Containment rod
Page 23

WC area




Back rest
Page 24

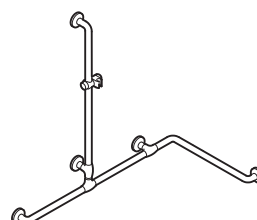
Shower area




Safety corner grab rails with shower head holder
Page 25



Safety handrails with shower head rail and holder
Pages 25-26



Safety handrails with shower head rail and holder
Page 27-29



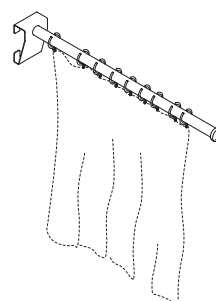
Safety grab rails with shower head holder
Page 29



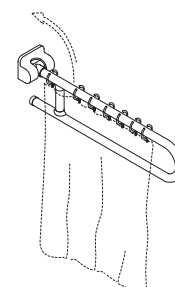
Safety corner shower handrails
Page 30



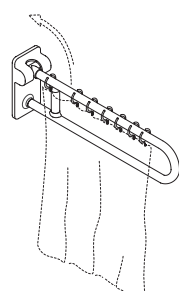
Safety grab rails with shower head rail and holder
Page 30



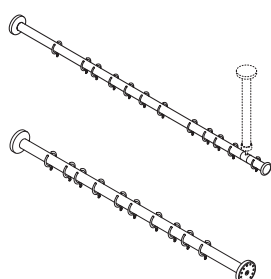
Shower curtain rod
Page 31



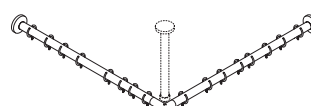
Safety folding grab rails and curtain rail
Page 32



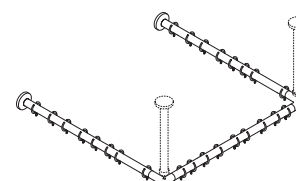
Safety folding grab rails and curtain rail
Page 32



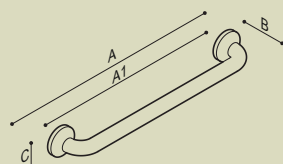

Straight shower curtain rod
Page 33



L-shaped shower curtain rod
Page 33



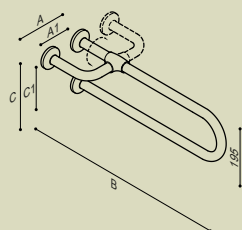

U-shaped shower curtain rod
Page 34



Straight safety grab rails

Maxima straight safety grab rail, Ø 33 mm with vinyl coating and zinc-plated steel internal tube. Antislip coating, no junctions. Active and long lasting antimicrobial protection based on silver ions. Wall fixing kit Ø 80 mm, in stainless steel with base plate, for wall protection, and external cover made of polyamide-6. Fixing screws included.

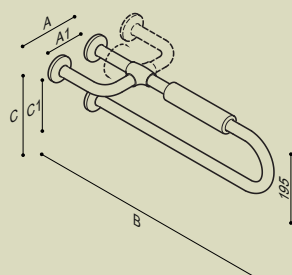

| Code | Dimensions | |
|-------------------|-------------|----------|
| | [AxBxC] mm. | [A1] mm. |
| G40JAS01xx | 300x100x80 | 220 |
| G40JAS02xx | 400x100x80 | 320 |
| G40JAS03xx | 500x100x80 | 420 |
| G40JAS04xx | 600x100x80 | 520 |
| G40JAS05xx | 700x100x80 | 620 |
| G40JAS06xx | 800x100x80 | 720 |
| G40JAS07xx | 900x100x80 | 820 |
| G40JAS24xx | 1000x100x80 | 920 |
| G40JAS25xx | 1100x100x80 | 1020 |



Side fixed safety support

Side safety grab rails Ø 33 mm with vinyl coating and zinc-plated steel internal tube. Active and long lasting antimicrobial protection based on silver ions. Wall track guaranteed by three wall fixing kit Ø 80 mm, in stainless steel with base plate, for wall protection, and external cover made of polyamide-6. Fixing screws included. Available colours as per colour card.

| Code | Dimensions | |
|-------------------|-------------|-------------|
| | [AxBxC] mm. | [A1xC1] mm. |
| G40JCS05xx | 220x600x250 | 140x170 |
| G40JCS07xx | 220x700x250 | 140x170 |
| G40JCS45xx | 220x850x250 | 140x170 |

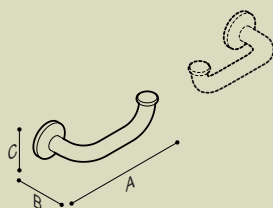


Side fixed safety support with arm rest

Side safety grab rail Ø 33 mm with vinyl coating and zinc-plated steel internal tube. Active and long lasting antimicrobial protection based on silver ions. Arm rest in white Ethylvinylacetat (EVA). Wall track guaranteed by three wall fixing kit Ø 80 mm, in stainless steel with base plate, for wall protection, and external cover made of polyamide-6. Fixing screws included.

Available colours as per colour card.

| Code | Dimensions | |
|-------------------|-------------|-------------|
| | [AxBxC] mm. | [A1xC1] mm. |
| G40JCS12xx | 220x600x250 | 140x170 |
| G40JCS13xx | 220x700x250 | 140x170 |
| G40JCS14xx | 220x850x250 | 140x170 |



Couple of handle

Handles Ø 33 mm with vinyl coating and zinc-plated steel internal tube. Active and long lasting antimicrobial protection based on silver ions.

Conceived for installation above the basins to enable the person to grab for elevating from lower position.

Each handle is provided of a special wall fixing kit Ø 80 mm, in stainless steel with base plate, for wall protection, and external cover made of polyamide-6.

Fixing screws included.

Available colours as per colour card.

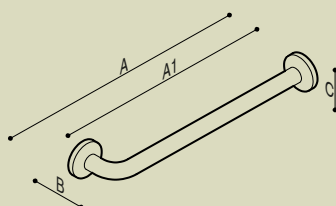
Code

Dimensions

[AxBxC] mm.

G40JES11xx

200x135x80



Straight safety grab rails with one 90° fixing flange

Straight safety grab rail with fixing flanges turned 90° one respect to the other. Body with Ø 33 mm made of vinyl coating and zinc-plated steel internal tube. Antislip coating, no junctions. Active and long lasting antimicrobial protection based on silver ions. Wall fixing kit Ø 80 mm, in stainless steel with base plate, for wall protection, and external cover made of polyamide-6. Fixing screws included.

Code

Dimensions

[AxBxC] mm.

[A1] mm.

G40JAS32xx

440x100x80

400

G40JAS33xx

540x100x80

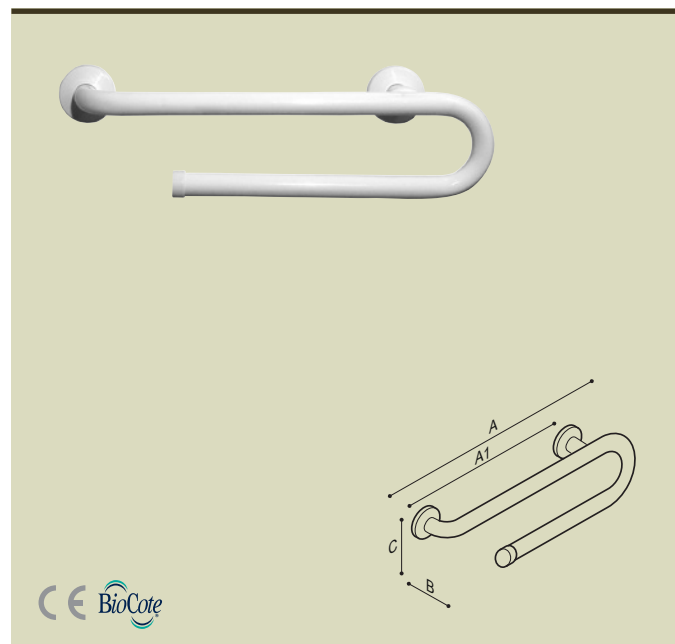
500

G40JAS34xx

640x100x80

600





Straight safety grab rails with additional towel arm
 Maxima straight safety grab prolonged with an arm to be used as towel holder. Body Ø 33 mm made of vinyl coating and zinc-plated steel internal tube. Antislip coating, no junctions. Active and long lasting antimicrobial protection based on silver ions. Wall fixing kit Ø 80 mm, in stainless steel with base plate, for wall protection, and external cover made of polyamide-6. Fixing screws included.



Left handed

G40JEL02xx

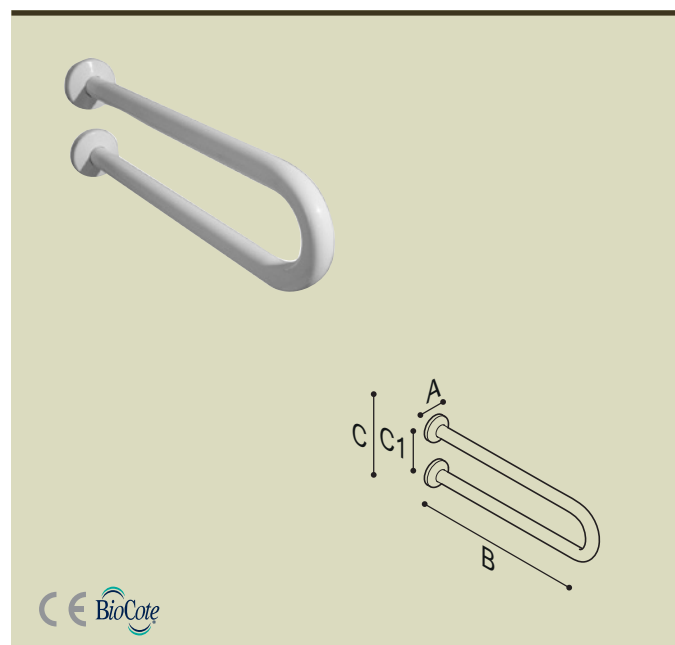
Dimensions [AxBxC] 560x100x180 mm



Right handed

G40JER02xx

Dimensions [AxBxC] 560x100x180 mm



U-shaped safety grab rail

U-shaped safety grab Ø 33 mm made of vinyl coating and zinc-plated steel internal tube. Antislip coating, no junctions. Active and long lasting antimicrobial protection based on silver ions.

Wall track guaranteed by two wall fixing kit Ø 80 mm, in stainless steel with base plate, for wall protection, and external cover made of polyamide-6. Fixing screws included.

Available colours as per colour card.

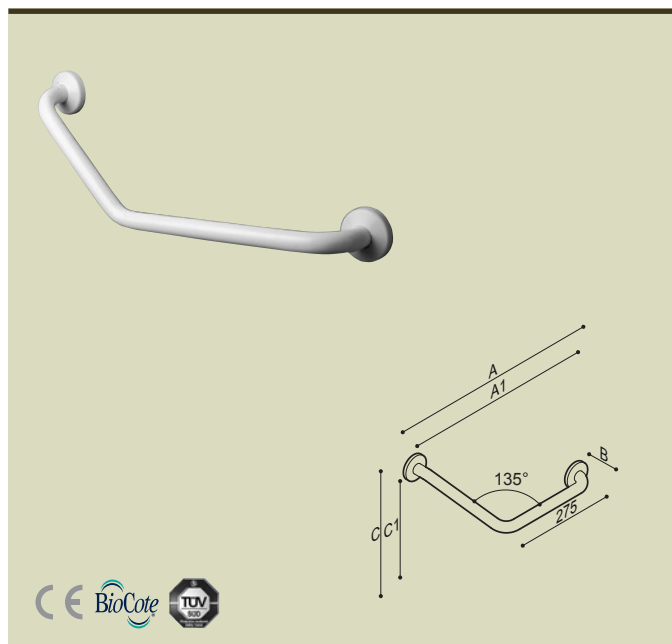
Code

Dimensions

[AxBxC] mm. [C1] mm.



G40JQS01xx 800x500x127 114





Safety corner grab rail 135°

Dimensions 300x400 mm. Grab rail Ø 33 mm with vinyl coating and zinc-plated steel internal tube. Antislip coating, no junctions. Active and long lasting antimicrobial protection based on silver ions. Wall clearance 50 mm. Wall fixing kit Ø 80 mm, in stainless steel with base plate, for wall protection, and external cover made of polyamide-6. Fixing screws included. Right and left as well as horizontal and vertical adjustment. Fit for installation in bath and toilet areas to enable the person to grab for elevating from lower position. TÜV certified for loading up to 150 kilos. Available colours as per colour card.

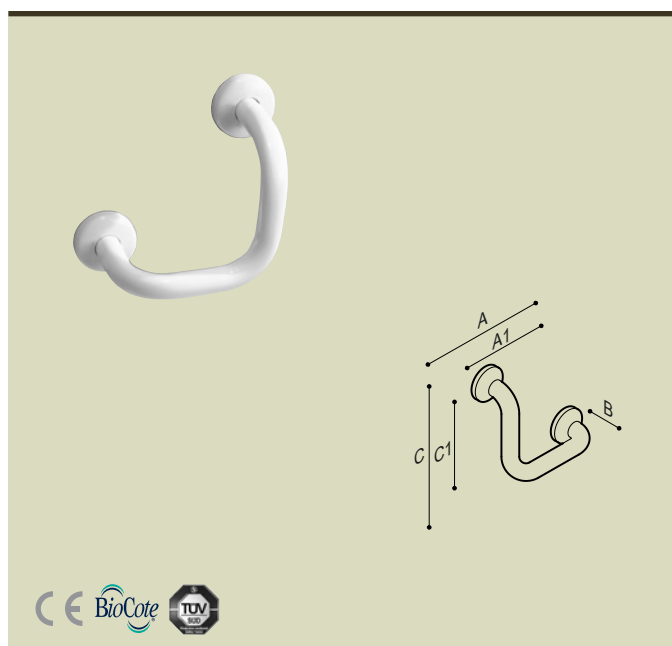
| | | |
|---|---------------------|-------------------|
|  | Left handed | G40JAL20xx |
| | Dimensions [AxBxC] | 700x100x295 mm |
|  | Right handed | G40JAR20xx |
| | Dimensions [AxBxC] | 700x100x295 mm |



Safety corner grab rail 45°

Dimensions 300x400 mm. Grab rail Ø 33 mm with vinyl coating and zinc-plated steel internal tube. Antislip coating, no junctions. Active and long lasting antimicrobial protection based on silver ions. Wall clearance 50 mm. Wall fixing kit Ø 80 mm, in stainless steel with base plate, for wall protection, and external cover made of polyamide-6. Fixing screws included. Right and left as well as horizontal and vertical adjustment. Fit for installation in bath and toilet areas to enable the person to grab elevating from lower position. TÜV certified for loading up to 150 kilos. Available colours as per colour card.

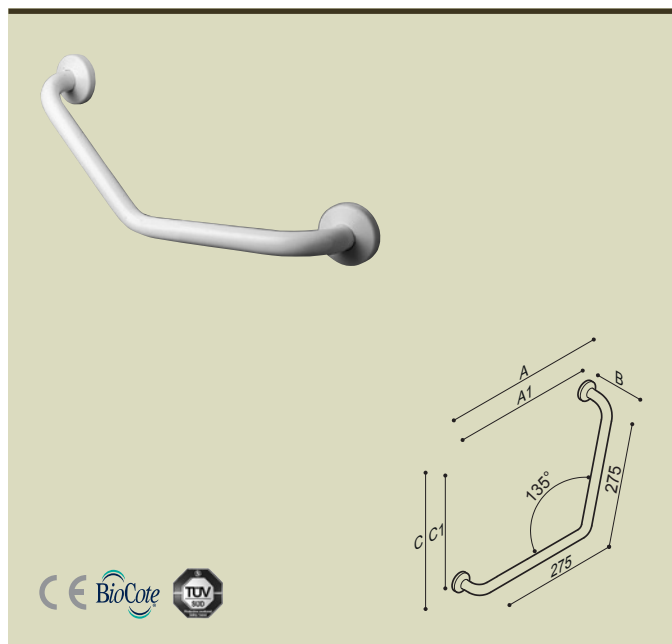
| | | |
|---|---------------------|-------------------|
|  | Left handed | G40JAL26xx |
| | Dimensions [AxBxC] | 417x100x335 mm |
|  | Right handed | G40JAR26xx |
| | Dimensions [AxBxC] | 417x100x335 mm |



Safety corner grab rail 90°

Grab rail Ø 33 mm with vinyl coating and zinc-plated steel internal tube. Antislip coating, no junctions. Active and long lasting antimicrobial protection based on silver ions. Wall fixing kit Ø 80 mm, in stainless steel with base plate, for wall protection, and external cover made of polyamide-6. Fixing screws included. Left and right as well as horizontal and vertical adjustment. Fit for installation in bath and toilet areas to enable the person to grab elevating from lower position. TÜV certified for loading up to 150 kilos. Available colours as per colour card.

| Code | Dimensions | |
|-------------------|-------------|-------------|
| | [AxBxC] mm. | [A1xC1] mm. |
| G40JAS22xx | 280x100x280 | 200x200 |

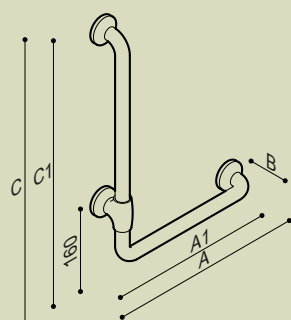



Safety corner grab rail 135°

Dimensions 215x275 mm. Grab rail Ø 33 mm with vinyl coating and zinc-plated steel internal tube. Antislip coating, no junctions. Active and long lasting antimicrobial protection based on silver ions. Wall clearance 50 mm. Wall fixing kit Ø 80 mm, in stainless steel with base plate, for wall protection, and external cover made of polyamide-6. Fixing screws included. Right and left as well as horizontal and vertical adjustment. Fit for installation in bath and toilet areas to enable the person to grab for elevating from lower position. TÜV certified for loading up to 150 kilos. Available colours as per colour card.

| Code | Dimensions | |
|-------------------|-------------|-------------|
| | [AxBxC] mm. | [A1xC1] mm. |
| G40JAS08xx | 550x100x295 | 470x215 |





Safety corner grab rail 90°

Dimensions 270x580 mm. Grab rail Ø 33 mm with vinyl coating and zinc-plated steel internal tube. Antislip coating, no junctions. Active and long lasting antimicrobial protection based on silver ions. Wall clearance 50 mm. Wall fixing kit Ø 80 mm, in stainless steel with base plate, for wall protection, and external cover made of polyamide-6. Fixing screws included. Fit for installation in bath and toilet areas to enable the person to grab for standing and elevating from lower position. TUV certified for loading up to 150 kilos. Available colours as per colour card.



Left handed

G40JBL19xx

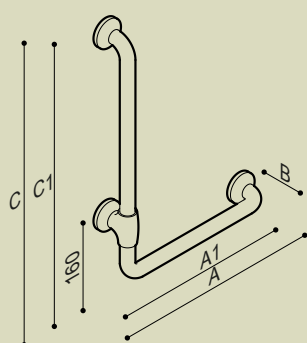

Dimensions [AxBxC] 270x580 mm



Right handed

G40JBR19xx

Dimensions [AxBxC] 270x580 mm



Safety corner grab rail 90°

Dimensions 400x700 mm. Grab rail Ø 33 mm with vinyl coating and zinc-plated steel internal tube. Antislip coating, no junctions. Active and long lasting antimicrobial protection based on silver ions. Wall clearance 50 mm. Wall fixing kit Ø 80 mm, in stainless steel with base plate, for wall protection, and external cover made of polyamide-6. Fixing screws included. Fit for installation in bath and toilet areas to enable the person to grab for standing and elevating from lower position. TUV certified for loading up to 150 kilos. Available colours as per colour card.



Left handed

G40JBL21xx

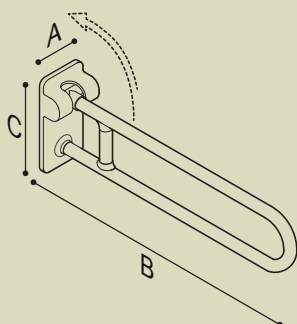

Dimensions [AxBxC] 400x700 mm



Right handed

G40JBR21xx

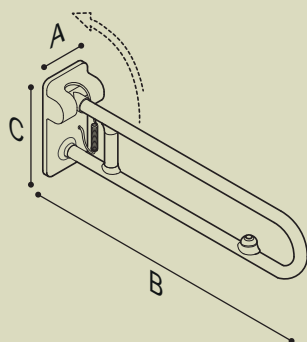

Dimensions [AxBxC] 400x700 mm



Safety folding grab rails

Safety folding grab rails with stepless braking system, upper and lower position folding. Grab rail Ø 33 mm with vinyl coating and zinc-plated steel internal tube. Antislip coating, no junctions. Active and long lasting antimicrobial protection based on silver ions. Concealed wall fixing plate in stainless steel with base plate made of polyamide for wall protection and polyamide cover. Wall fixing screws not included. Suitable fixing kit to be chosen considering wall type (special steel execution to be chosen). Loading in conformity with DIN 18040-1/2 norm. Available colours as per colour card.

| Code | Dimensions [AxBxC] mm. |
|-------------------|---------------------------|
| G40JCS09xx | 140x600x290 |
| G40JCS10xx | 140x700x290 |
| G40JCS47xx | 140x850x290 |



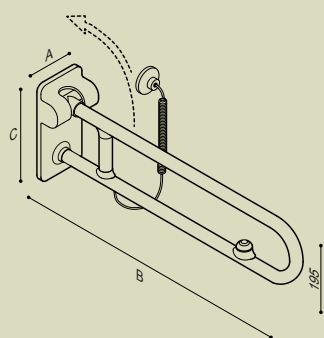
Safety folding grab rails with electric button

Safety folding grab rails, electric pulse, concealed electric cable, electric button, protection IP67, cable for control voltage up to 50 V. = SELV, PELV.

Grab rail Ø 33 mm with vinyl coating and zinc-plated steel internal tube. Antislip coating, no junctions. Active and long lasting antimicrobial protection based on silver ions. Adjustable stepless braking system, upper and lower position folding. Concealed wall fixing plate in stainless steel with base plate made of polyamide for wall protection and polyamide cover. Wall fixing screws not included. Suitable fixing kit to be chosen considering wall type (special steel execution to be chosen). Loading in conformity with DIN 18040-1/2 norm. Available colours as per colour card.

Green electric push button for WC flush control

| Code | Dimensions [AxBxC] mm. |
|-------------------|---------------------------|
| G40JCS66xx | 140x700x290 |
| G40JCS67xx | 140x850x290 |

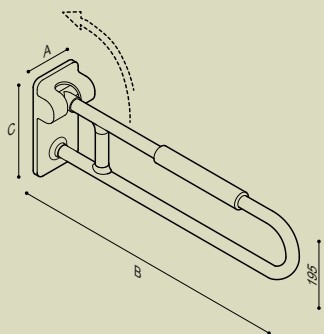



Safety folding grab rails with electric button

Safety folding grab rails, electric pulse button, protection IP67, cable for control voltage up to 50 V. = SELV, PELV. Grab rail Ø 33 mm with vinyl coating and zinc-plated steel internal tube. Antislip coating, no junctions. Active and long lasting antimicrobial protection based on silver ions. Adjustable stepless braking system, upper and lower position folding. Concealed wall fixing plate in stainless steel with base plate made of polyamide for wall protection and polyamide cover. Wall fixing screws not included. Suitable fixing kit to be chosen considering wall (special steel execution to be chosen). Loading in conformity with DIN 18040-1/2 norm. Available colours as per colour card.

Green electric push button for WC flush control

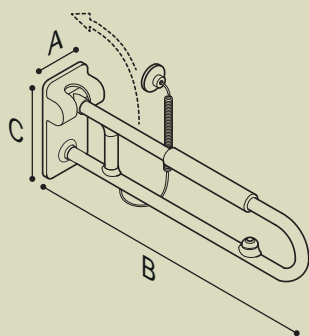

| Code | Dimensions [AxBxC] mm. |
|-------------------|---------------------------|
| G40JCS56xx | 140x700x290 |
| G40JCS57xx | 140x850x290 |



Safety folding grab rails with arm rest

Safety folding grab rails with stepless braking system, upper and lower position folding. Arm rest in white Ethylenvinylacetat (EVA). Grab rail Ø 33 mm with vinyl coating and zinc-plated steel internal tube. Antislip coating, no junctions. Active and long lasting antimicrobial protection based on silver ions. Concealed wall fixing plate in stainless steel with base plate made of polyamide for wall protection and polyamide cover. Wall fixing screws not included. Suitable fixing kit to be chosen considering wall type (special steel execution to be chosen). Loading in conformity with DIN 18040-1/2 norm. Available colours as per colour card.

| Code | Dimensions [AxBxC] mm. |
|-------------------|---------------------------|
| G40JCS24xx | 140x600x290 |
| G40JCS25xx | 140x700x290 |
| G40JCS55xx | 140x850x290 |



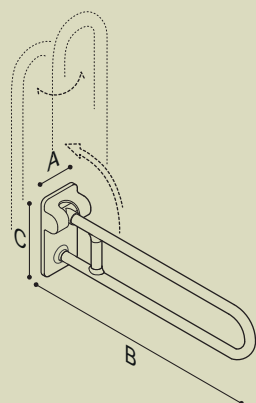

Safety folding grab rails with electric button and arm rest

Safety folding grab rails, electric pulse button, protection IP67, cable for control voltage up to 50 V. = SELV, PELV. Arm rest in white Ethylenvinylacetat (EVA).

Grab rail Ø 33 mm with vinyl coating and zinc-plated steel internal tube. Antislip coating, no junctions. Active and long lasting antimicrobial protection based on silver ions. Adjustable stepless braking system, upper and lower position folding. Concealed wall fixing plate in stainless steel with base plate made of polyamide for wall protection and polyamide cover. Wall fixing screws not included. Suitable fixing kit to be chosen considering wall (special steel execution to be chosen). Loading in conformity with DIN 18040-1/2 norm. Available colours as per colour card.

Green electric push button for WC flush control

| Code | Dimensions [AxBxC] mm. |
|-------------------|---------------------------|
| G40JCS63xx | 140x700x290 |
| G40JCS64xx | 140x850x290 |

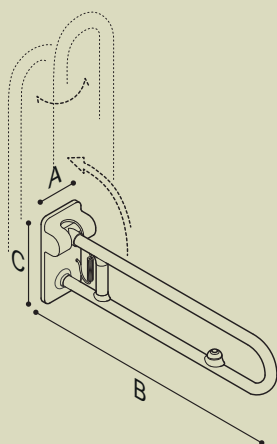



Safety folding side swivel grab rails

Safety folding grab rails with adjustable stepless braking system, upper and lower position folding, side swivel. Grab rail Ø 33 mm with vinyl coating and zinc-plated steel internal tube. Antislip coating, no junctions. Active and long lasting antimicrobial protection based on silver ions. Concealed wall fixing plate in stainless steel with base plate made of polyamide for wall protection and polyamide cover. Wall fixing screws not included. Suitable fixing kit to be chosen considering wall (special steel execution to be chosen).

Loading in conformity with DIN 18040-1/2 norm. Available colours as per colour card.

| Code | Dimensions [AxBxC] mm. |
|-------------------|---------------------------|
| G40JCS01xx | 140x600x290 |
| G40JCS03xx | 140x700x290 |
| G40JCS46xx | 140x850x290 |

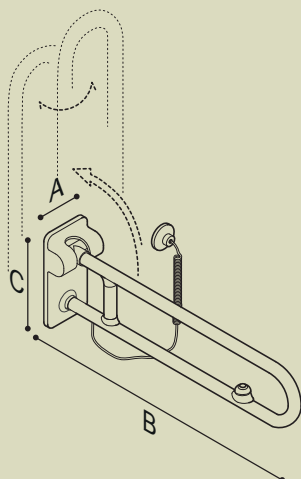



Safety folding side swivel grab rails with electric button

Safety folding grab rails with adjustable stepless braking system, upper and lower position folding, side swivel. Electric pulse, concealed electric cable, electric button, protection IP67, cable for control voltage up to 50 V. = SELV, PELV.. Grab rail Ø 33 mm with vinyl coating and zinc-plated steel internal tube. Antislip coating, no junctions. Active and long lasting antimicrobial protection based on silver ions. Concealed wall fixing plate in stainless steel with base plate made of polyamide for wall protection and polyamide cover. Wall fixing screws not included. Suitable fixing kit to be chosen considering wall (special steel execution to be chosen). Loading in conformity with DIN 18040-1/2 norm. Available colours as per colour card.

Green electric push button for WC flush control

| Code | Dimensions [AxBxC] mm. |
|-------------------|---------------------------|
| G40JCS68xx | 140x700x290 |
| G40JCS69xx | 140x850x290 |

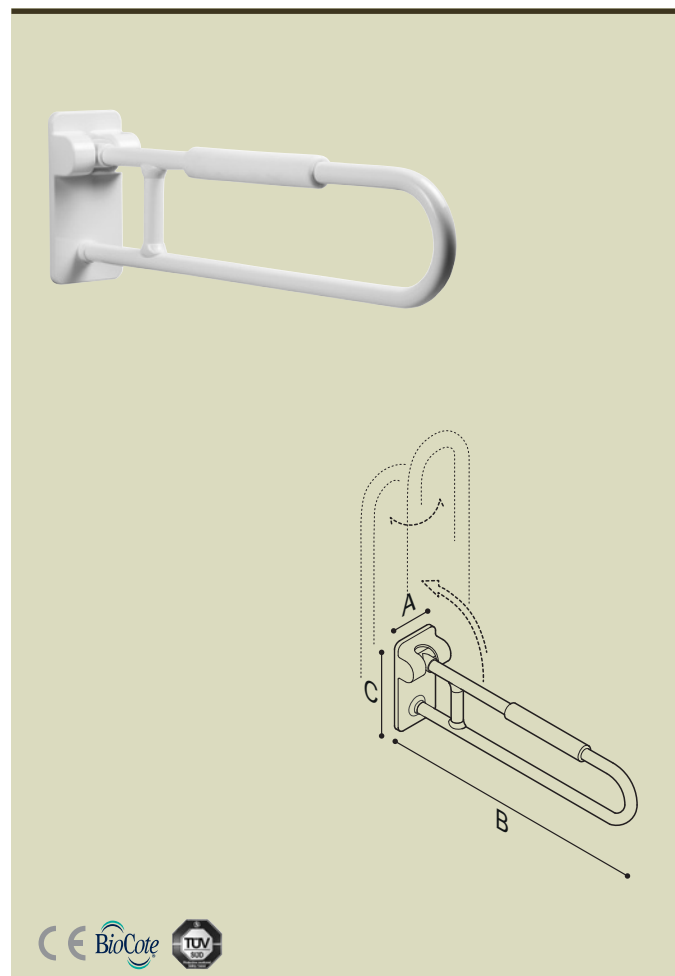


Safety folding side swivel grab rails with electric button

Safety folding grab rails with adjustable stepless braking system, upper and lower position folding, side swivel. Electric pulse button, protection IP67, cable for control voltage up to 50 V. = SELV, PELV.. Grab rail Ø 33 mm with vinyl coating and zinc-plated steel internal tube. Antislip coating, no junctions. Active and long lasting antimicrobial protection based on silver ions. Concealed wall fixing plate in stainless steel with base plate made of polyamide for wall protection and polyamide cover. Wall fixing screws not included. Suitable fixing kit to be chosen considering wall (special steel execution to be chosen). Loading in conformity with DIN 18040-1/2 norm. Available colours as per colour card.

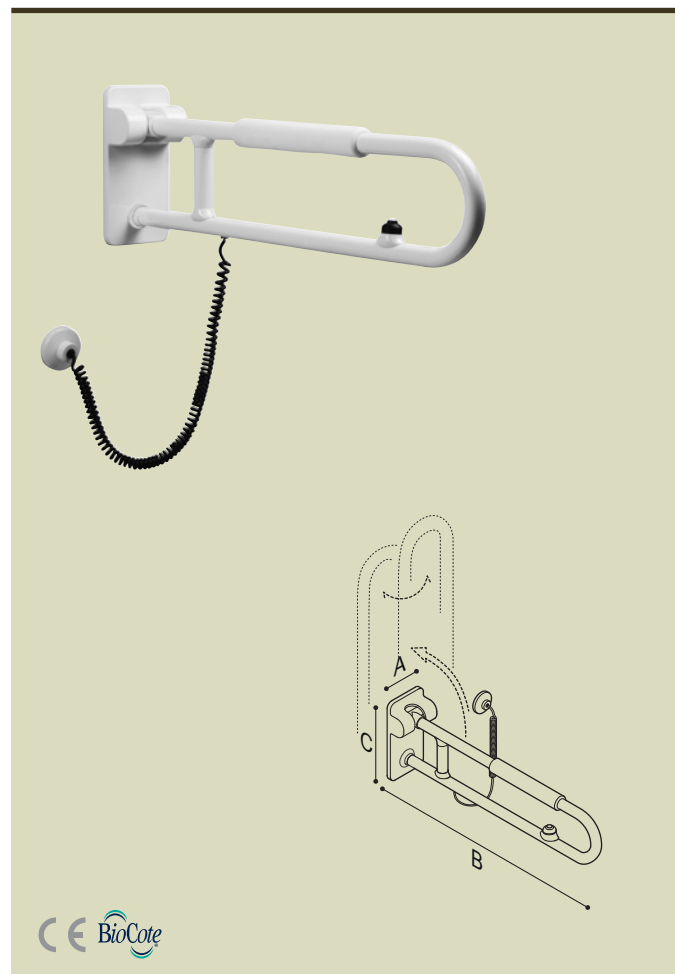
Green electric push button for WC flush control

| Code | Dimensions [AxBxC] mm. |
|-------------------|---------------------------|
| G40JCS59xx | 140x700x290 |
| G40JCS60xx | 140x850x290 |



Safety folding side swivel grab rails with arm rest
 Safety folding grab rails with adjustable stepless braking system, upper and lower position folding, side swivel. Arm rest in white Ethylenvinylacetat (EVA). Grab rail Ø 33 mm with vinyl coating and zinc-plated steel internal tube. Antislip coating, no junctions. Active and long lasting antimicrobial protection based on silver ions. Concealed wall fixing plate in stainless steel with base plate made of polyamide for wall protection and polyamide cover. Wall fixing screws not included. Suitable fixing kit to be chosen considering wall (special steel execution to be chosen). Loading in conformity with DIN 18040-1/2 norm. Available colours as per colour card.

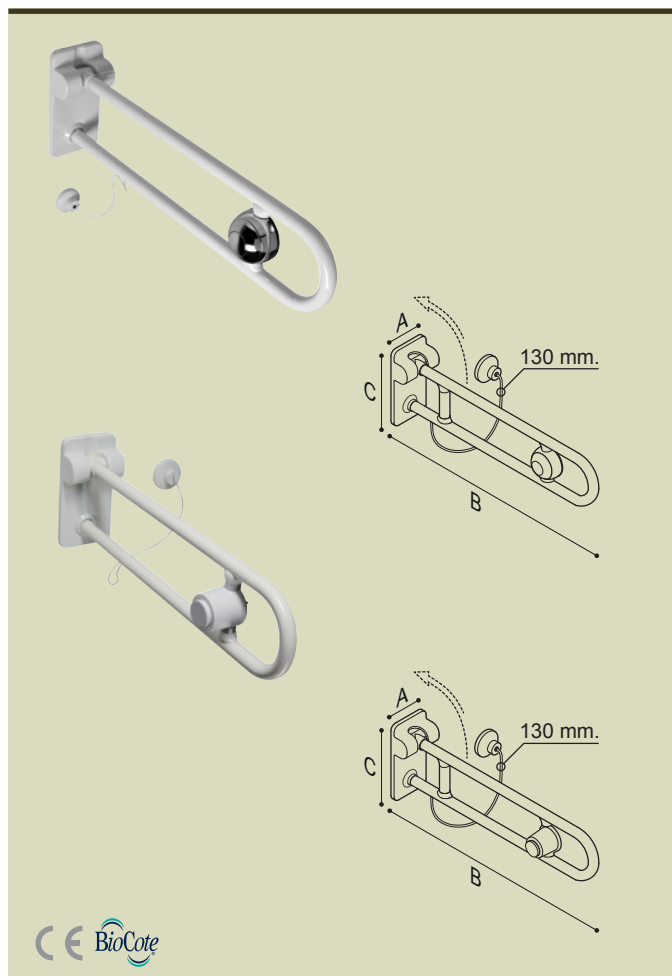
| Code | Dimensions [AxBxC] mm. |
|-------------------|---------------------------|
| G40JCS06xx | 140x600x290 |
| G40JCS08xx | 140x700x290 |
| G40JCS11xx | 140x850x290 |



Safety folding side swivel grab rails with electric button and arm rest
 Safety folding grab rails with adjustable stepless braking system, upper and lower position folding, side swivel. Arm rest in white Ethylenvinylacetat (EVA). Electric pulse button, protection IP67, cable for control voltage up to 50 V. = SELV, PELV.. Grab rail Ø 33 mm with vinyl coating and zinc-plated steel internal tube. Antislip coating, no junctions. Active and long lasting antimicrobial protection based on silver ions. Concealed wall fixing plate in stainless steel with base plate made of polyamide for wall protection and polyamide cover. Wall fixing screws not included. Suitable fixing kit to be chosen considering wall (special steel execution to be chosen). Loading in conformity with DIN 18040-1/2 norm. Available colours as per colour card.

Green electric push button for WC flush control

| Code | Dimensions [AxBxC] mm. |
|-------------------|---------------------------|
| G40JCS41xx | 140x700x290 |
| G40JCS42xx | 140x850x290 |

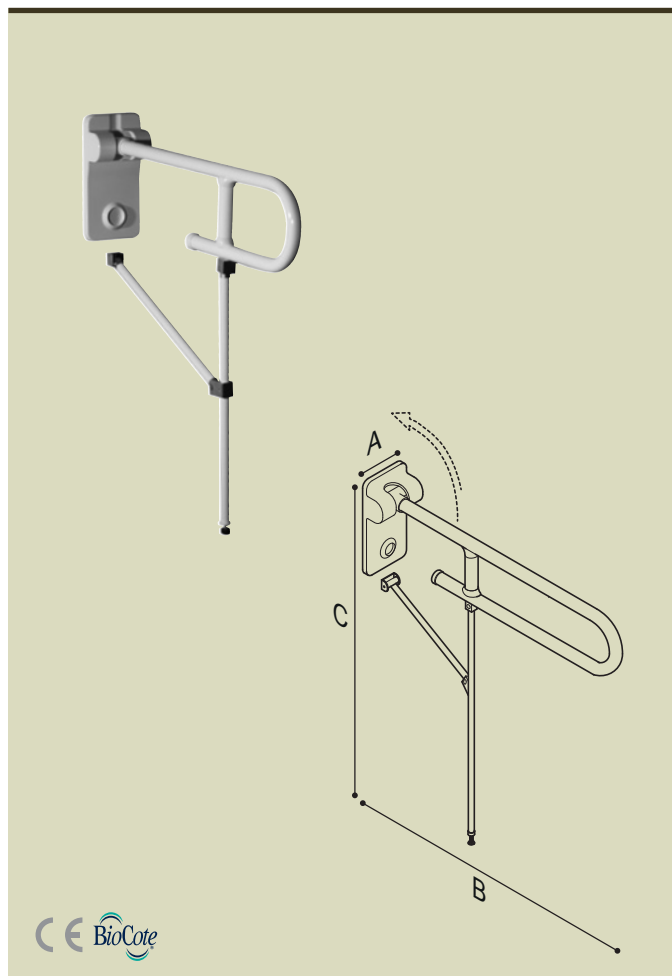


Safety folding grab rails with pneumatic system

Safety folding grab rails with pneumatic system suitable for Geberit cisterns (square button) or Oliver cistern (round button). Arm length 850 mm with adjustable stepless braking system, upper and lower position folding. Grab rail Ø 33 mm with vinyl coating and zinc-plated steel internal tube. Antislip coating, no junctions. Active and long lasting antimicrobial protection based on silver ions. Concealed wall fixing plate in stainless steel with base plate made of polyamide for wall protection and polyamide cover. Wall fixing screws not included. Suitable fixing kit to be chosen considering wall (special steel execution to be chosen). Loading in conformity with DIN 18040-1/2 norm. Available colours as per colour card.

On the pictures the pneumatic button appears at the left of WC-bowl in seated position. When ordering please always indicate if left or right assembling required.

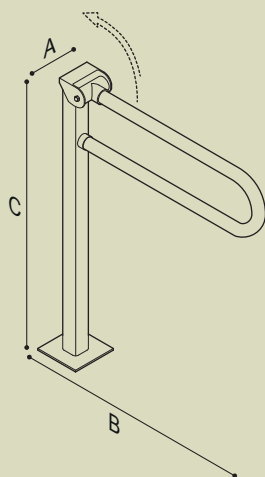
| Code | Dimensions [AxBxC] mm. | Cistern |
|-------------------|---------------------------|---------|
| G40JCS44xx | 140x700x290 | Oliver |
| G40JCS50xx | 140x850x290 | Geberit |



Safety folding grab rails with floor and wall support legs

Safety folding grab rails with stepless braking system, upper and lower position folding. Grab rail Ø 33 mm with vinyl coating and zinc-plated steel internal tube. Antislip coating, no junctions. Active and long lasting antimicrobial protection based on silver ions. Concealed wall fixing plate in stainless steel with base plate made of polyamide for wall protection and polyamide cover. Folding support legs Ø 22 mm with vinyl coating and zinc-plated steel internal tube. Wall fixing screws not included. Suitable fixing kit to be chosen considering wall type (special steel execution to be chosen). Loading in conformity with DIN 18040-1/2 norm. Available colours as per colour card.

| Code | Dimensions [AxBxC] mm. |
|-------------------|---------------------------|
| G40JCS18xx | 140x600x290 |
| G40JCS19xx | 140x700x290 |
| G40JCS20xx | 140x850x290 |



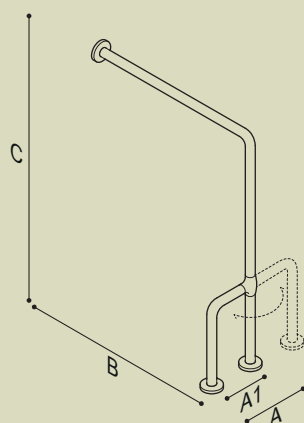
Safety folding grab rail on floor mounted pedestal

Safety folding grab rail on floor mounted pedestal. The grab rail is connected to the floor column by means of a steel plate. Grab rail Ø 33 mm with vinyl coating and zinc-plated steel internal tube. Antislip coating, no junctions. Active and long lasting antimicrobial protection based on silver ions. The floor pedestal of 800 mm height, 50 x 50 mm is in galvanized steel, powder coated. The assembling to the floor is by means of a floor plate 130 mm x 130 mm. Fixing screws are not included. Available colours for grab rail as per colour card, while the floor pedestal is available in white colour only.

| Code | Dimensions [AxBxC] mm. |
|------|---------------------------|
|------|---------------------------|

| | |
|-----------------|-------------|
| G01JCS52 | 130x690x840 |
|-----------------|-------------|

| | |
|-----------------|-------------|
| G01JCS53 | 130x890x840 |
|-----------------|-------------|




Wall-to-floor safety grab rail

Wall-to-floor safety grab rails with additional arm to reinforce the strength. Body with Ø 33 mm made of vinyl coating and zinc-plated steel internal tube. Antislip coating, no junctions. Active and long lasting antimicrobial protection based on silver ions. Wall and floor fixing kit Ø 80 mm, in stainless steel with base plate, for wall protection, and external cover made of polyamide-6. Fixing screws included.

| Code | Dimensions [AxBxC] mm. |
|------|---------------------------|
|------|---------------------------|

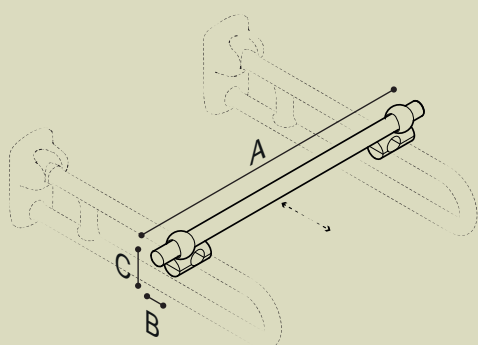
| | |
|-------------------|-------------|
| G40JCS39xx | 225x800x780 |
|-------------------|-------------|



Containment rod for installation on folding grab rails

The rod, with a length of 900 mm., has an aluminium core with polyamide coating having active and long lasting antimicrobial protection based on silver ions. Arm rest in white Ethylvinylacetat (EVA).

Anchoring to the supports it is ensured by two elements, one ball-shaped, easily adaptable and removable housed on the rail. A second element fixed on either folding rails, allowing an agile and practical installation. The elements are made of polyoxymethylene (POM), brandname "delrin" (Dupont company).



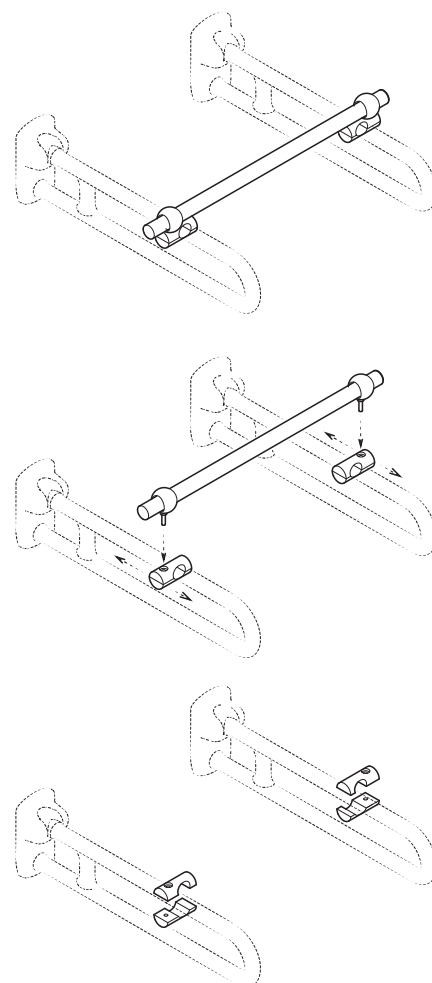
Code

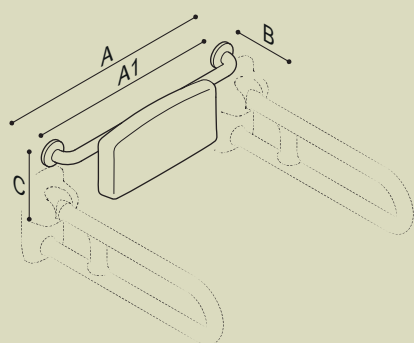
Dimensions

[AxBxC] mm.

G31UJS02

900x50x95



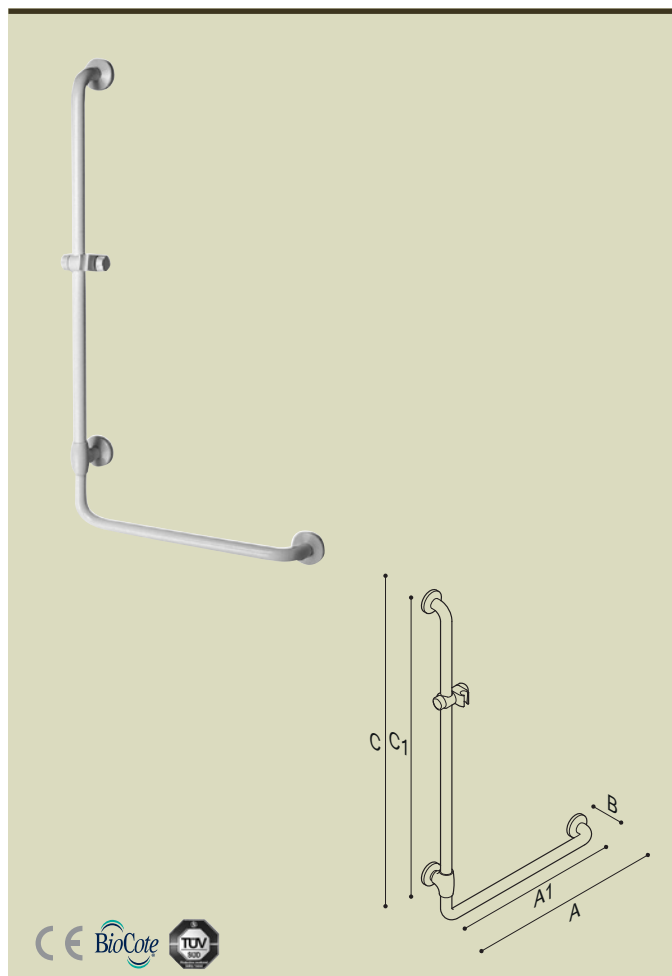


Back rest

Back rest with total length 700 mm. The two fixing kits are assembled below the folding grab rail plates, in centered position. The rest part is realized in black PUR material 400 mm large and 220 mm high, having wall clearance 150 mm. The rail is in zinc-plated steel with polyamide coating having active and long lasting antimicrobial protection based on silver ions. Wall fixing kit included. This article is manufactured in conformity of DIN 18040-1/2 norm. Available colours as per colour card.



| Code | Dimensions | |
|-------------------|-------------|----------|
| | [AxBxC] mm. | [A1] mm. |
| G27JDS29xx | 700x150x220 | 628 |

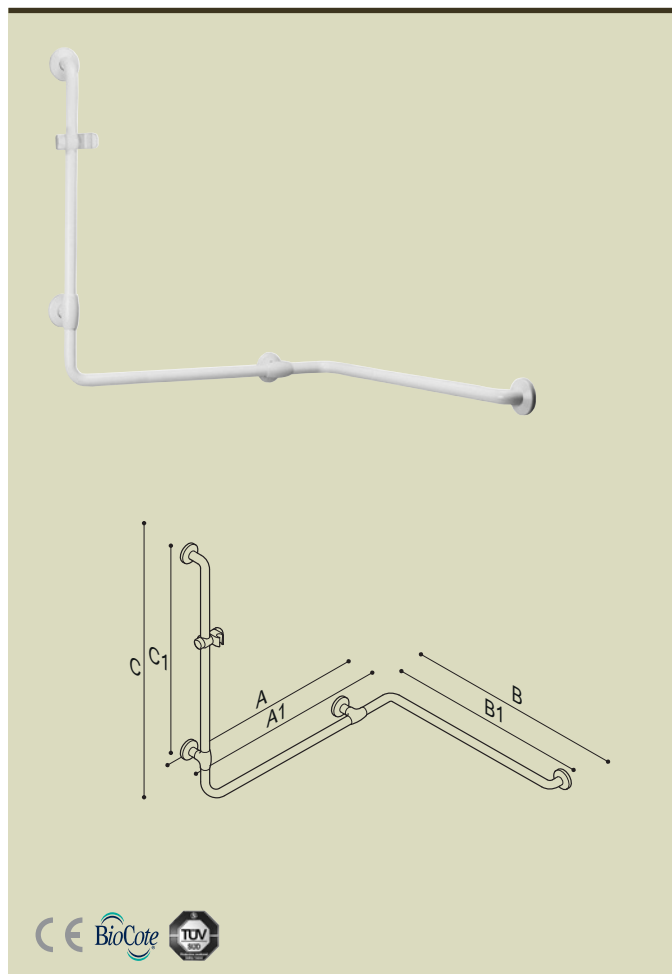




Safety grab rail with 90° corner

Dimensions 1200x580 mm. Grab rail Ø 33 mm made of vinyl coating and zinc-plated steel internal tube. Antislip coating, no junctions. Active and long lasting antimicrobial protection based on silver ions. Wall clearance 50 mm. Wall fixing kit Ø 80 mm, in stainless steel with base plate, for wall protection, and external cover made of polyamide-6. Fixing screws included. Fit for installation in bath and shower areas to enable the person to grab for standing and elevating from lower position. Equipped with adjustable shower head holder. TÜV certified for loading up to 150 kilos. Available colours as per colour card.

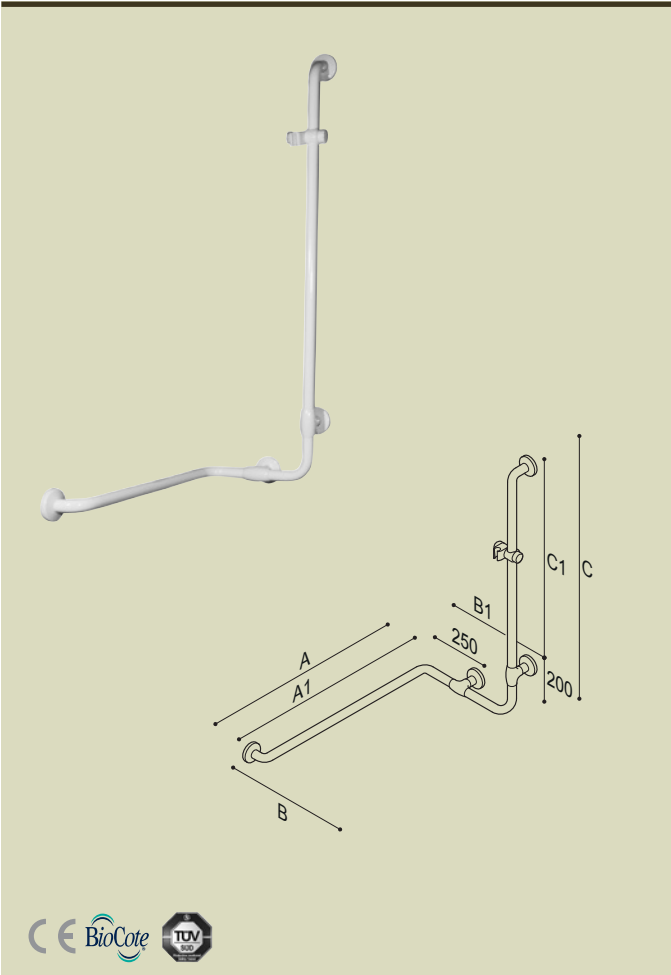
| | | |
|---|------------------------------------|-------------------|
|  | <i>Left handed</i> | G40JOL01xx |
| | Dimensions [AxBxC] 660x100x1200 mm | |
|  | <i>Right handed</i> | G40JOR01xx |
| | Dimensions [AxBxC] 660x100x1200 mm | |



Safety handrail for corner with vertical arm at one end

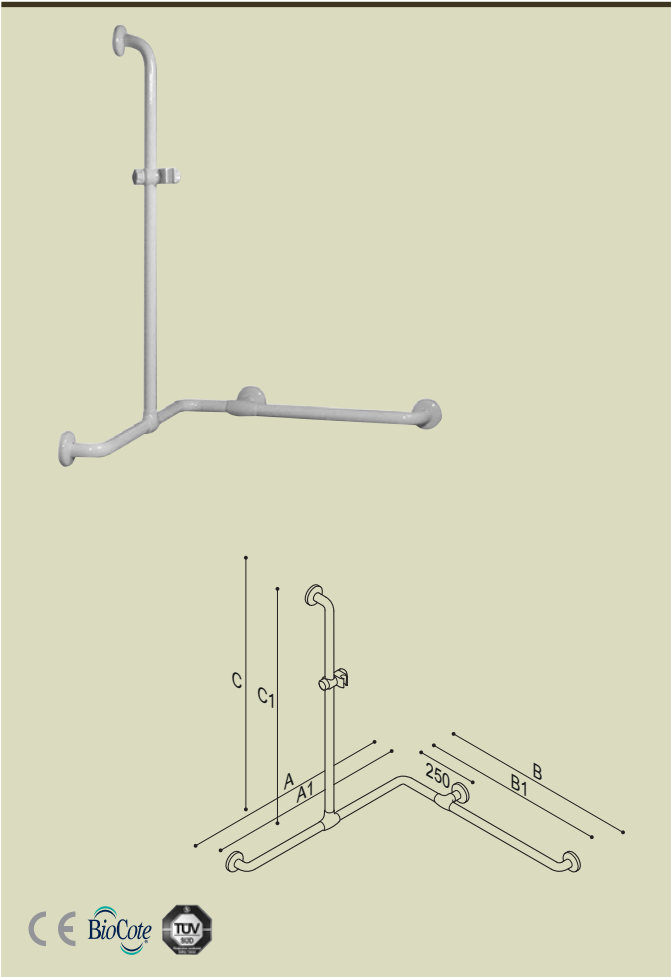
Grab rail Ø 33 mm made of vinyl coating and zinc-plated steel internal tube. Antislip coating, no junctions. Active and long lasting antimicrobial protection based on silver ions. Wall clearance 50 mm. Wall fixing kit Ø 80 mm, in stainless steel with base plate, for wall protection, and external cover made of polyamide-6. Fixing screws included. Fit for installation in bath and shower areas to enable the person to grab for standing and elevating from lower position. Equipped with adjustable shower head holder. Left or right assembling. TÜV certified for loading up to 150 kilos. Available colours as per colour card.

| Code | Dimensions | |
|-------------------|--------------|----------------|
| | [AxBxC] mm. | [A1xB1xC1] mm. |
| G40JOS06xx | 760x760x1200 | 720x720x1120 |



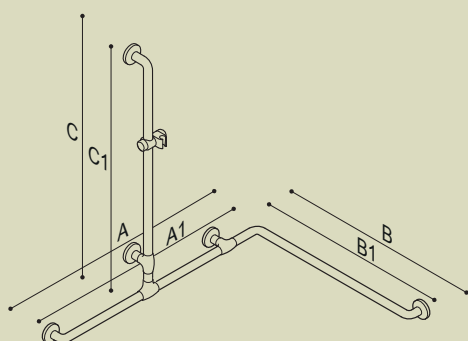
Safety handrail for corner with vertical arm at one end
Grab rail Ø 33 mm made of vinyl coating and zinc-plated steel internal tube. Antislip coating, no junctions. Active and long lasting antimicrobial protection based on silver ions. Wall clearance 50 mm. Wall fixing kit Ø 80 mm, in stainless steel with base plate, for wall protection, and external cover made of polyamide-6. Fixing screws included. Fit for installation in bath and shower areas to enable the person to grab for standing and elevating from lower position. Equipped with adjustable shower head holder. Left or right assembling. TÜV certified for loading up to 150 kilos. Available colours as per colour card.

| Code | Dimensions | |
|-------------------|--------------|----------------|
| | [AxBxC] mm. | [A1xB1xC1] mm. |
| G40JOS09xx | 760x440x1200 | 720x720x1120 |



Safety handrail for corner with vertical arm
Grab rail Ø 33 mm made of vinyl coating and zinc-plated steel internal tube. Antislip coating, no junctions. Active and long lasting antimicrobial protection based on silver ions. Wall clearance 50 mm. Wall fixing kit Ø 80 mm, in stainless steel with base plate, for wall protection, and external cover made of polyamide-6. Fixing screws included. Fit for installation in bath and shower areas to enable the person to grab for standing and elevating from lower position. Equipped with adjustable shower head holder. Left or right assembling. TÜV certified for loading up to 150 kilos. Available colours as per colour card.

| Code | Dimensions | |
|-------------------|--------------|----------------|
| | [AxBxC] mm. | [A1xB1xC1] mm. |
| G40JOS04xx | 760x760x1200 | 720x720x1120 |



Safety handrail for corner with vertical arm

Grab rail Ø 33 mm made of vinyl coating and zinc-plated steel internal tube. Antislip coating, no junctions. Active and long lasting antimicrobial protection based on silver ions. Wall clearance 50 mm. Wall fixing kit Ø 80 mm, in stainless steel with base plate, for wall protection, and external cover made of polyamide-6. Fixing screws included. Fit for installation in bath and shower areas to enable the person to grab for standing and elevating from lower position. Equipped with adjustable shower head holder. Left or right assembling. TÜV certified for loading up to 150 kilos. Available colours as per colour card.

Code

Dimensions

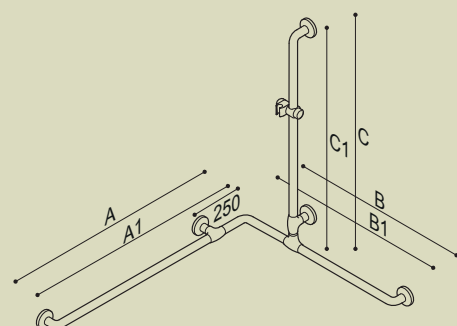

[AxBxC] mm.

[A1xB1xC1] mm.

G40JOS05xx

1200x760x1200

1160x720x1120



Safety handrail for corner with vertical arm

Grab rail Ø 33 mm made of vinyl coating and zinc-plated steel internal tube. Antislip coating, no junctions. Active and long lasting antimicrobial protection based on silver ions. Wall clearance 50 mm. Wall fixing kit Ø 80 mm, in stainless steel with base plate, for wall protection, and external cover made of polyamide-6. Fixing screws included. Fit for installation in bath and shower areas to enable the person to grab for standing and elevating from lower position. Equipped with adjustable shower head holder. Left or right assembling. TÜV certified for loading up to 150 kilos. Available colours as per colour card.

Code

Dimensions

[AxBxC] mm.

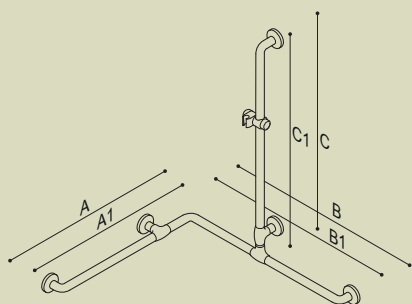
[A1xB1xC1] mm.

G40JOS07xx

1200x760x1200

1160x720x1120

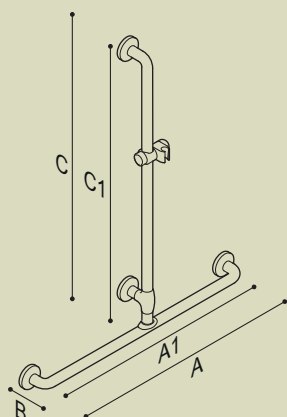




Safety handrail for corner with vertical arm

Grab rail Ø 33 mm made of vinyl coating and zinc-plated steel internal tube. Antislip coating, no junctions. Active and long lasting antimicrobial protection based on silver ions. Wall clearance 50 mm. Wall fixing kit Ø 80 mm, in stainless steel with vinyl coated cover, base plate made of polyamide for wall protection with base plate, for wall protection, and external cover made of polyamide-6. Fixing screws included. Fit for installation in bath and shower areas to enable the person to grab for standing and elevating from lower position. Equipped with adjustable shower head holder. Left or right assembling. TÜV certified for loading up to 150 kilos. Available colours as per colour card.

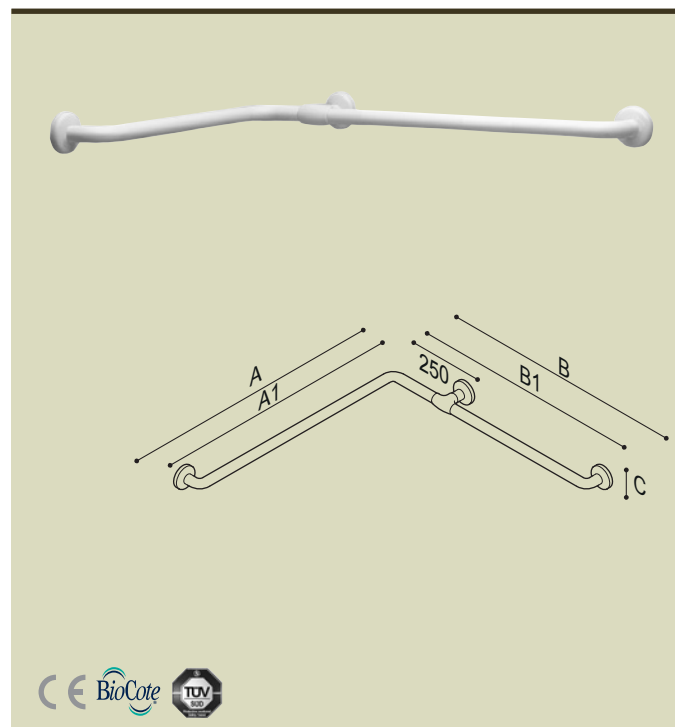
| Code | Dimensions | |
|-------------------|----------------|----------------|
| | [AxBxC] mm. | [A1xB1xC1] mm. |
| G40JOS08xx | 1000x1000x1200 | 960x960x1160 |



T-shaped safety grab rail

Grab rail Ø 33 mm made of vinyl coating and zinc-plated steel internal tube. Antislip coating, no junctions. Active and long lasting antimicrobial protection based on silver ions. Wall clearance 50 mm. Wall fixing kit Ø 80 mm, in stainless steel with base plate, for wall protection, and external cover made of polyamide-6. Fixing screws included. Fit for installation in bath and shower areas to enable the person to grab for standing and elevating from lower position. Equipped with adjustable shower head holder. Left or right assembling. TÜV certified for loading up to 150 kilos. Available colours as per colour card.

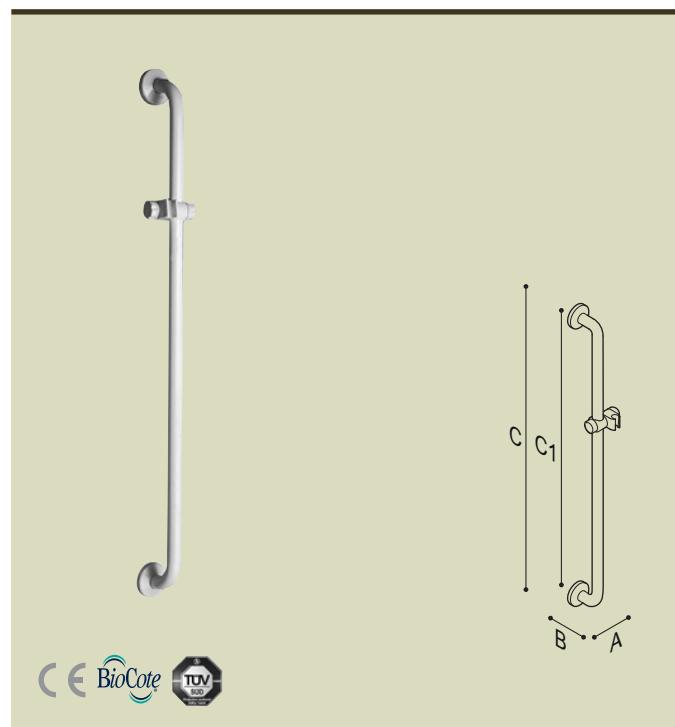
| Code | Dimensions | |
|-------------------|---------------|-------------|
| | [AxBxC] mm. | [A1xC1] mm. |
| G40JBS16xx | 1240x100x1200 | 1160x1120 |



Safety handrail for corner installation

Grab rail Ø 33 mm made of vinyl coating and zinc-plated steel internal tube. Antislip coating, no junctions. Active and long lasting antimicrobial protection based on silver ions. Wall clearance 50 mm. Wall fixing kit Ø 80 mm, in stainless steel with base plate, for wall protection, and external cover made of polyamide-6. Fixing screws included. Fit for installation in bath and shower areas to enable the person to grab for standing and elevating from lower position. Left or right assembling. This article is manufactured in conformity of DIN 18040-1/2 norm. Available colours as per colour card.

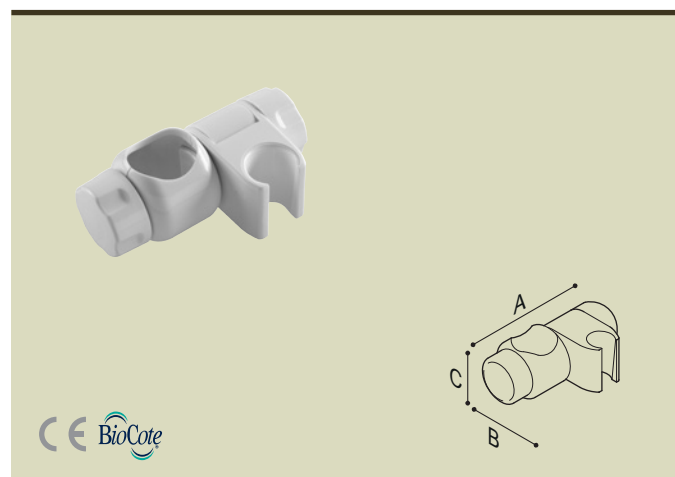
| Code | Dimensions | |
|-------------------|-------------|-------------|
| | [AxBxC] mm. | [A1xB1] mm. |
| G40JBS02xx | 760x760x80 | 720x720 |
| G40JBS03xx | 960x960x80 | 920x920 |



Vertical shower rail

Grab rail Ø 33 mm made of vinyl coating and zinc-plated steel internal tube. Antislip coating, no junctions. Active and long lasting antimicrobial protection based on silver ions. Wall clearance 50 mm. Wall fixing kit Ø 80 mm, in stainless steel with base plate, for wall protection, and external cover made of polyamide-6. Fixing screws included. Fit for installation in bath and shower areas to enable the person to grab for standing and elevating from lower position. Equipped with adjustable shower head holder. TÜV certified for loading up to 150 kilos. Available colours as per colour card.

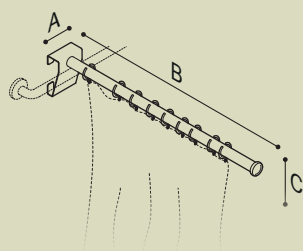
| Code | Dimensions | |
|-------------------|-------------|----------|
| | [AxBxC] mm. | [C1] mm. |
| G40JOS13xx | 80x100x800 | 720 |
| G40JOS14xx | 80x100x1000 | 920 |
| G40JOS01xx | 80x100x1200 | 1120 |



Shower head holder

Adjustable shower head holder. Expandable and fit for shower rail and handrails of Maxima range. Easy upper and lower stepless adjustment. Available colours as per colour card.

| Code | Dimensions | |
|-------------------|-------------|--|
| | [AxBxC] mm. | |
| Y87JOS02xx | 117x78,5x44 | |



Removable shower splash guard rod

Maxima shower splash guard rod. Wall fixing plate in stainless steel. Rod with internal aluminium tube, polyamide coated, complete with 9 shower curtain rings in polyoxymethylene (POM).

This rod cannot be used as grab support.

Code

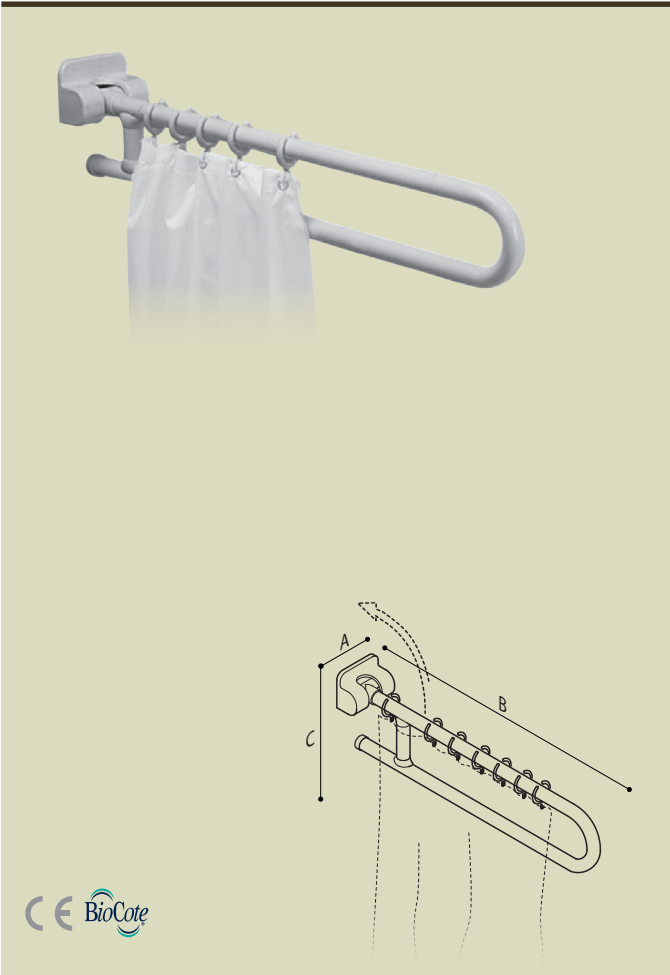
Dimensions

[AxBxC] mm.

G40JCS80xx

100x850x145

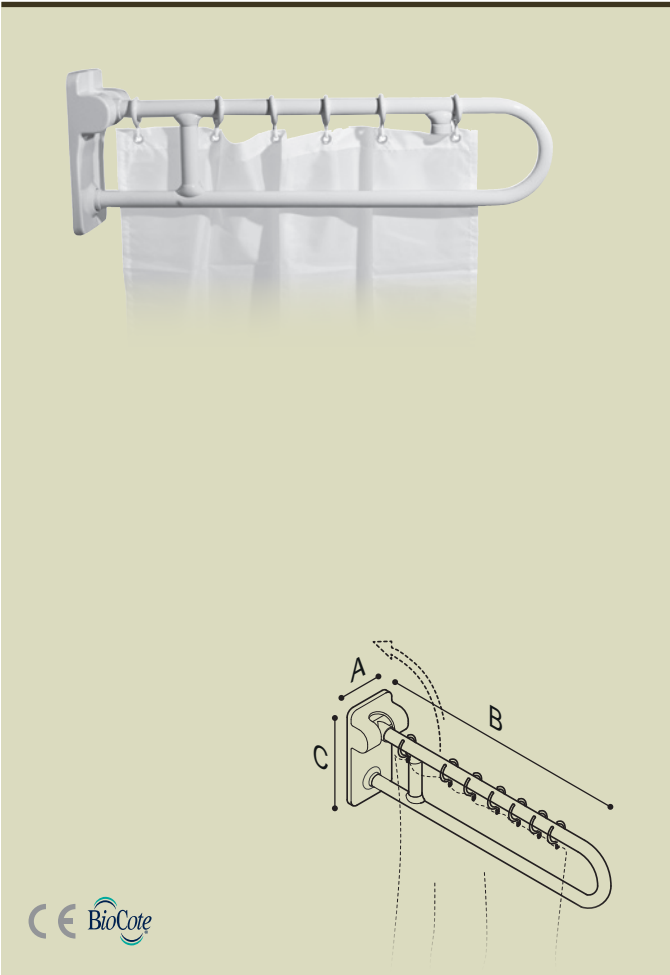




Folding shower splash guard grab rail

Folding shower splash guard grab rail, having dimension 900 mm, with stepless braking system, upper and lower position folding. Also suitable to be used as support for standing or elevating from a lower position. Grab rail Ø 33 mm with vinyl coating and zinc-plated steel internal tube. Antislip coating, no junctions. Active and long lasting antimicrobial protection based on silver ions. Concealed wall fixing plate in stainless steel with base plate made of polyamide for wall protection and polyamide cover. Wall fixing screws not included. Suitable fixing kit to be chosen considering wall (special steel execution to be chosen). Loading in conformity with DIN 18040-1/2 norm. Available colours as per colour card. Shower curtain rings in polyoxymethylene (POM) included.

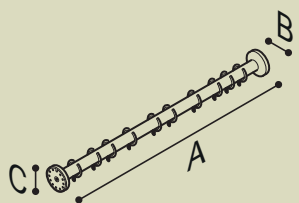
| Code | Dimensions | Rings |
|-------------------|-------------|-------|
| | [AxBxC] mm. | |
| G40JCS23xx | 135x900x202 | 6 |



Folding shower splash guard grab rail

Folding shower splash guard grab rail, having dimension 850 mm, with stepless braking system, upper and lower position folding. Also suitable to be used as support for standing or elevating from a lower position. Grab rail Ø 33 mm with vinyl coating and zinc-plated steel internal tube. Antislip coating, no junctions. Active and long lasting antimicrobial protection based on silver ions. Concealed wall fixing plate in stainless steel with base plate made of polyamide for wall protection and polyamide cover. Wall fixing screws not included. Suitable fixing kit to be chosen considering wall (special steel execution to be chosen). Loading in conformity with DIN 18040-1/2 norm. Available colours as per colour card. Shower curtain rings in polyoxymethylene (POM) included.

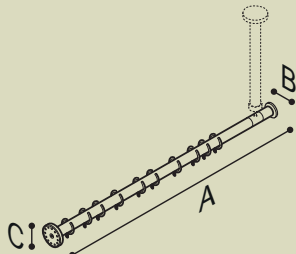

| Code | Dimensions | Rings |
|-------------------|-------------|-------|
| | [AxBxC] mm. | |
| G40JCS33xx | 143x850x290 | 6 |



Shower curtain rods

Maxima shower curtain rods with polyamide coated rail Ø 33 mm having internal aluminium tube. Wall fixing kit Ø 72 mm in steel with cover flange. The rod can be shortened when assembling it. Equipped with POM curtain rings. Steel screws and bolts included. Available colours as per colour card.

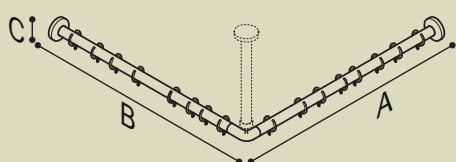

| Code | Dimensions [AxBxC] mm. | Rings |
|-------------------|---------------------------|-------|
| G40JRS02xx | 900x80x80 | 9 |
| G40JRS03xx | 1000x80x80 | 10 |
| G40JRS04xx | 1100x80x80 | 11 |
| G40JRS05xx | 1200x80x80 | 12 |
| G40JRS06xx | 1300x80x80 | 13 |
| G40JRS07xx | 1500x80x80 | 15 |
| G40JRS08xx | 1600x80x80 | 16 |
| G40JRS09xx | 1700x80x80 | 17 |



Straight shower curtain rods

Maxima shower curtain rods with polyamide coated rail Ø 33 mm having internal aluminium tube, suitable to be used as room partition. 1200 mm length. Fixing kit Ø 72 mm in steel with cover flange from one side and cover cap on the other one. The rod can be shortened when assembling it. Expandable by means of ceiling junctions to be selected from the same Series. Equipped with POM curtain rings. Fixing screws and bolts included. Available colours as per colour card.

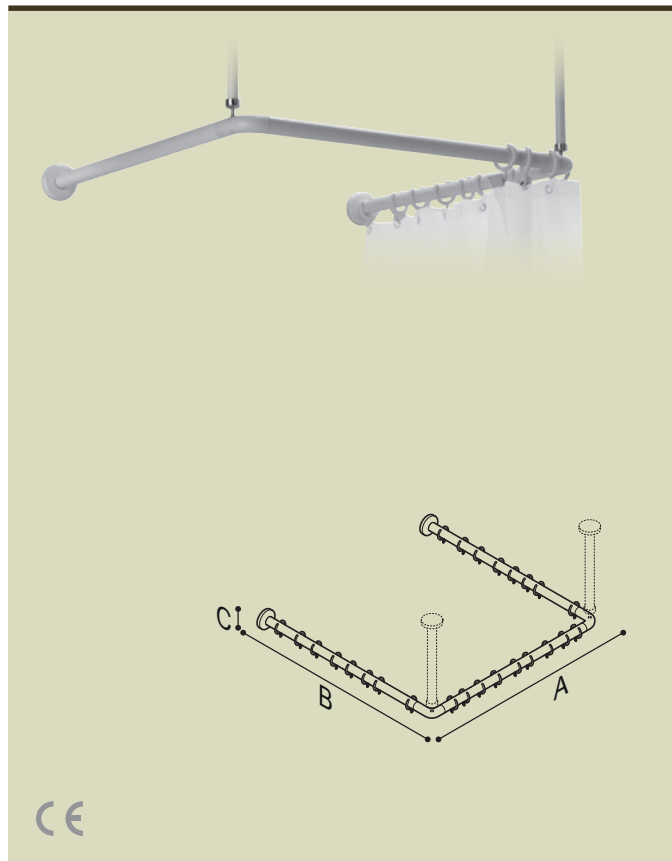
| Code | Dimensions [AxBxC] mm. | Rings |
|-------------------|---------------------------|-------|
| G40JRS32xx | 1500x80x80 | 6 |



L-shaped shower curtain rods

Maxima L-shaped shower curtain rods with polyamide coated rail Ø 33 mm having internal aluminium tube. Concealed wall fixing kit Ø 72 mm in steel with cover flange. The rod can be shortened when assembling it. Equipped with POM curtain rings. Fixing screws and bolts included. Available colours as per colour card.

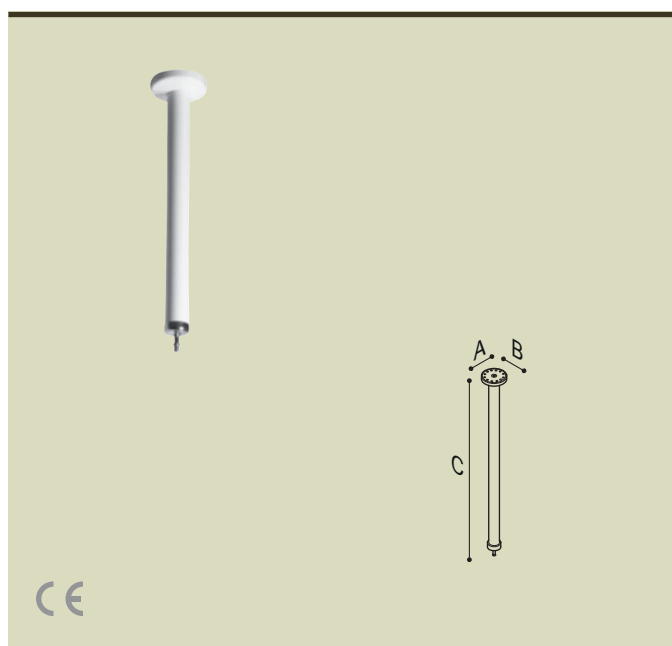
| Code | Dimensions [AxBxC] mm. | Rings |
|-------------------|---------------------------|-------|
| G40JRS11xx | 840x840x80 | 16 |
| G40JRS12xx | 940x940x80 | 18 |
| G40JRS13xx | 1040x1040x80 | 22 |
| G40JRS14xx | 1240x1240x80 | 25 |
| G40JRS15xx | 1540x1540x80 | 30 |



U-shaped shower curtain rods

Maxima U-shaped shower curtain rods with polyamide coated rail Ø 33 mm having internal aluminium tube. Concealed wall fixing kit Ø 72 mm in steel with cover flange. The rod can be shortened when assembling it. Equipped with POM curtain rings. Fixing screws and bolts included. The suitable curtains can be selected from the ones of. Available colours as per colour card.


| Code | Dimensions | | Rings |
|-------------------|----------------|----------|-------|
| | [AxBxC] mm. | [B1] mm. | |
| G40JRS22xx | 1080x1016,5x80 | 936,5 | 30 |
| G40JRS23xx | 1280x1216,5x80 | 1136,5 | 35 |
| G40JRS24xx | 1580x1516,5x80 | 1436,5 | 45 |



Junction rod for ceiling mounting

Maxima junction rod for shower rod ceiling mounting with polyamide coated rail Ø 33 mm having internal aluminium tube. Concealed wall fixing kit Ø 72 mm in steel with cover flange. The rod can be shortened when assembling it. Fixing steel screws and bolts included. Available colours as per colour card.

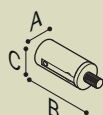

| Code | Dimensions | |
|-------------------|-------------|--|
| | [AxBxC] mm. | |
| G40JTS10xx | 80x80x400 | |
| G40JTS11xx | 80x80x500 | |
| G40JTS12xx | 80x80x600 | |
| G40JTS13xx | 80x80x1000 | |



Shower curtain ring

Shower curtain ring Y87JSS03 in polyoxymethylene (POM) with hook. High stiffness and low coefficient of friction. Brandname "delrin" (Dupont company).

| Code | Dimensions | |
|-----------------|-------------|--|
| | [AxBxC] mm. | |
| Y87JSS03 | 57x9,5x80,4 | |

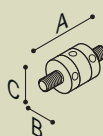



Detachable joint

Joint for ceiling mounting of shower curtain rods in spring steel and aluminium, suitable for a tensile load on or about 50 Kilos for suicide prevention purpose. Expansion bolts included.

| Code | Dimensions [AxBxC] mm. |
|------|---------------------------|
|------|---------------------------|

| | |
|-----------------|----------|
| Y88JNS17 | 32x88x32 |
|-----------------|----------|

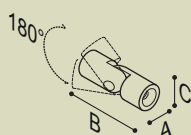


Connecting joint

Connecting joint in anodized aluminium. It is needed for connecting two curtain shower rods in order to extend an already installed shower rod. Expansion bolts included.

| Code | Dimensions [AxBxC] mm. |
|------|---------------------------|
|------|---------------------------|

| | |
|-----------------|----------|
| Y88SDS68 | 75x32x32 |
|-----------------|----------|

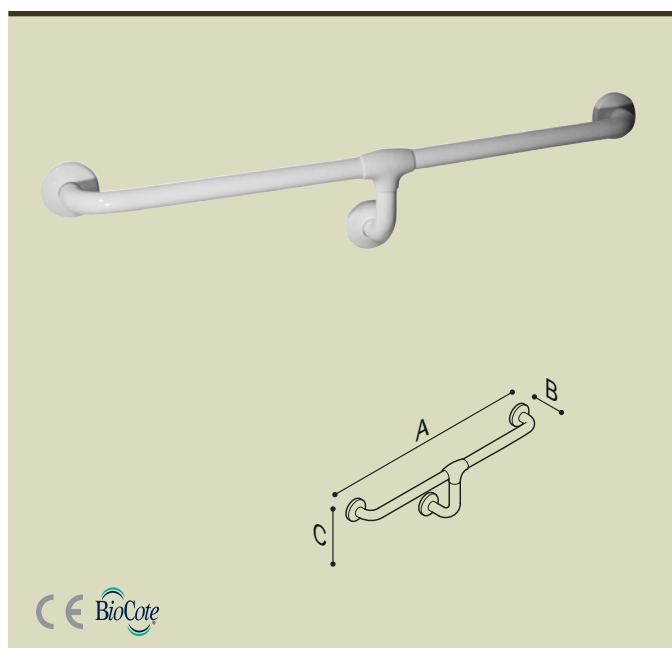


Ball joint

Ball joint specially conceived for ceiling mounting of shower curtain rods up to 180° in anodized aluminium. Expansion bolts included.

| Code | Dimensions [AxBxC] mm. |
|------|---------------------------|
|------|---------------------------|

| | |
|-----------------|----------|
| C91DFS01 | 98x32x32 |
|-----------------|----------|



Handrail

Maxima handrail, Ø 33 mm with vinyl coating and zinc-plated steel internal tube. Antislip coating, no junctions. Active and long lasting antimicrobial protection based on silver ions.

Wall fixing kit Ø 80 mm, in stainless steel with vinyl coated cover, base plate made of polyamide for wall protection.

Code

Dimensions










[BxC] mm.

[A] mm.

G40JAS18xx

100x210

On request

| | |
|---|---|
|   | <p>Cover flange for fixing kit ø 80 mm used for grab rails and handrails of Maxima range. The body is made of polyamide with active and long lasting antimicrobial protection based on silver ions.</p> <p>Code</p> <p>Y87JIS25xx</p> |
|   | <p>Cutted cover flange for fixing kit ø 80 mm used for grab rails and handrails of Maxima range. The body is made of polyamide with active and long lasting antimicrobial protection based on silver ions. Available colours as per colour card.</p> <p>Code</p> <p>Y87JIS26xx</p> |
|   | <p>Plate cover for wall fixing system used for folding grab rail and seats of Maxima range. The body is made of polyamide with active and long lasting antimicrobial protection based on silver ions. Available colours as per colour card.</p> <p>Code</p> <p>Y87JIS21xx</p> |
|  | <p>Base plate for wall fixing system used for folding grab rail and seats of Maxima range. The body is made of polyamide available in black colour only.</p> <p>Code</p> <p>Y87JIS22xx</p> |
|  | <p>Plate for wall fixing system used for folding grab rail and seats of Maxima range. The body is made of stainless steel AISI 304. Nut and bolt UNI EN 14399 M10x110, and washer, for friction action, are included.</p> <p>Code</p> <p>Y88JKS18</p> |
|  | <p>Connecting joint in anodized aluminium with threaded pin for connecting the ceiling shower curtain rod.</p> <p>Code</p> <p>Y88JNS07</p> |



Urban People Range Features

The Urban People range is designed to fulfill the bathroom requirements of hospitals, retirement homes, senior residences, nursing homes, rehabilitation centres and hotels. This range has been developed to offer a safety support to the growing ageing population and improving quality of life. It is elegant and discrete but safe and strong.



Materials

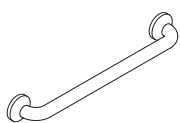
- Zinc plated steel
- Stainless steel AISI 304
- Vinyl and Nylon coating with antimicrobial technology based on silver ions

Main peculiarities

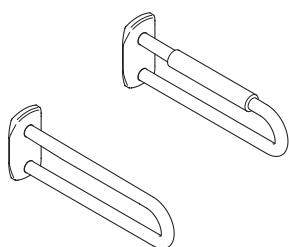
- active antimicrobial protection
- eco-friendly
- colour stability after long time use
- ultimate tensile strength
- resistance to wear
- low inflammability - classified UL 94
- fire high resistance and flame proof
- no deformation in case of moisture
- non-porous smooth and strong coating
- brilliant coating
- colour uniformity on total rail surface
- electrostatic charge free
- high skin tolerability and biocompatibility
- recyclable
- waste disposal according to the local specifications
- high resistance to standard cleaning articles and disinfectants



Basin area

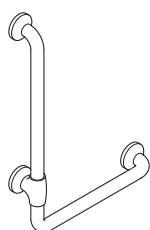


Safety grab rails
Page 42



Safety grab rails
Page 42-43

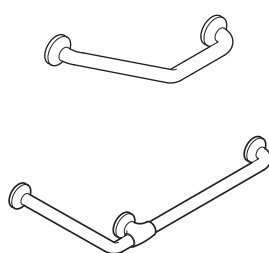
WC area



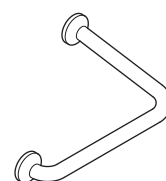
Safety corner grab rails
Pages 43-45



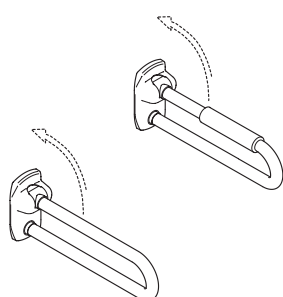
Safety corner grab rail
Page 45



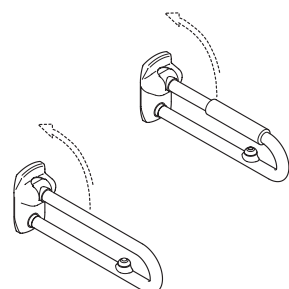
Safety corner grab rails
Pages 46-47



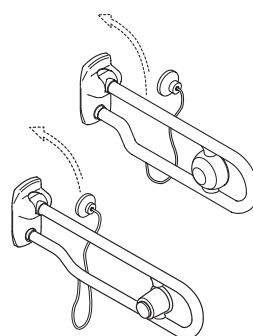
Safety corner grab rail
Page 47



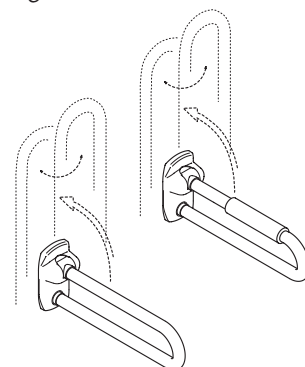
Safety folding grab rails
Pages 48-49



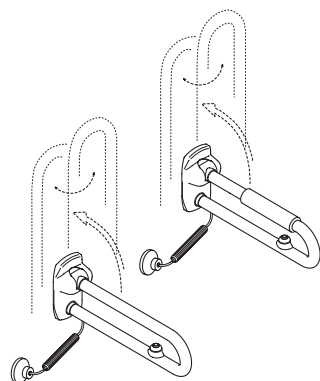
Safety folding grab rails with electric button
Pages 48-49



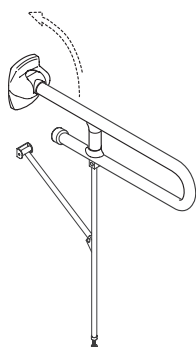
Safety folding grab rails with pneumatic button
Page 51



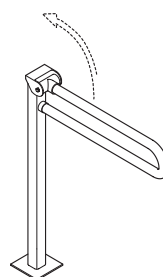
Safety folding, side swivel grab rails
Pages 51-52



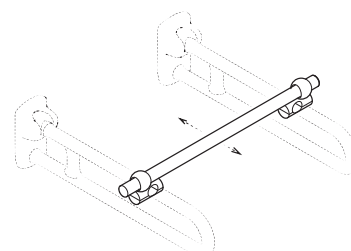
Safety folding, side swivel grab rails with electric button
Pages 52-53



Safety folding grab rails with support legs
Page 55

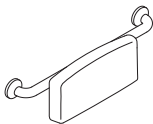


Safety folding grab rails mounted on pedestal
Page 55



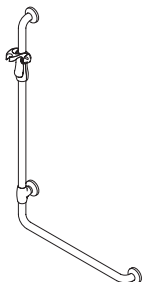
Containment rod
Page 56

WC area

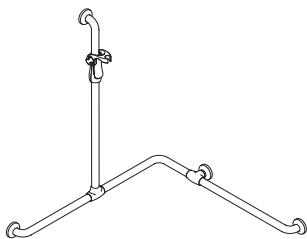


Back rest
Page 57

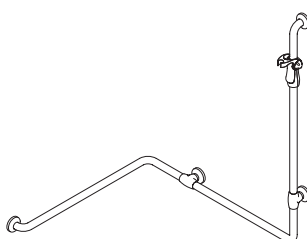
Shower area



Safety corner grab rails
with shower head holder
Page 58



Safety handrails with shower
head rail and holder
Pages 58-59



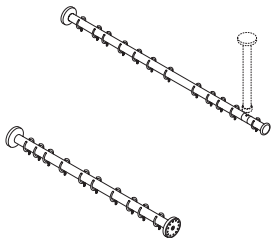
Safety handrails with shower
head rail and holder
Page 60



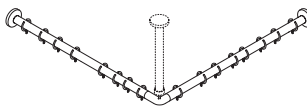
Safety grab rails with shower
head holder
Page 61



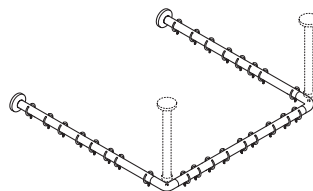
Safety corner shower handrails
Page 61



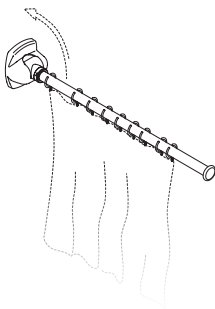
Sstraight shower curtain rods
Page 63



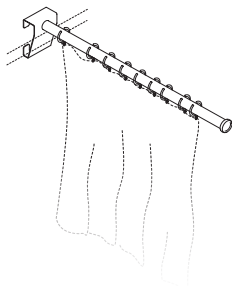
L-shaped shower curtain rods
Page 63



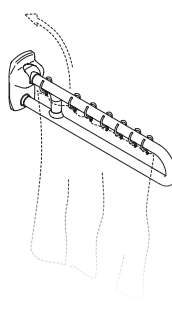
U-shped shower curtain rods
Page 63



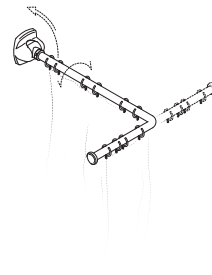
Folding and removable
curtain rail
Page 67



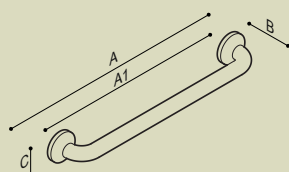

Curtain rail
Page 67



Safety folding grab rail
and curtain rail
Page 69



Folding and removable
curtain L-shaped rail
Page 69

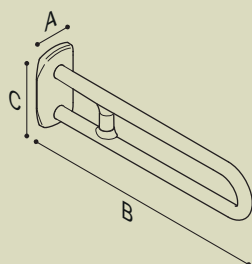
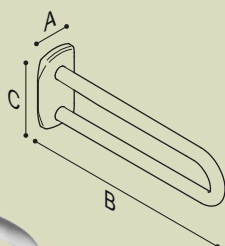




Straight safety grab rails

Urban People straight safety grab rail, Ø 33mm with antislip, vinyl coating and zinc-plated steel internal pipe without junctions.. Active and long lasting antimicrobial protection based on silver ions.

Concealed wall fixing kit Ø 72 mm, in stainless steel with base plate, for wall protection, and external cover made of polyamide-6. Fixing screws included.

| Code | Dimensions | |
|-------------------|-------------|----------|
| | [AxBxC] mm. | [A1] mm. |
| G27JAS30xx | 372x83x72 | 300 |
| G27JAS40xx | 472x83x72 | 400 |
| G27JAS50xx | 572x83x72 | 500 |
| G27JAS60xx | 672x83x72 | 600 |
| G27JAS70xx | 772x83x72 | 700 |
| G27JAS80xx | 872x83x72 | 800 |
| G27JAS90xx | 972x83x72 | 900 |
| G27JAS10xx | 1072x83x72 | 100 |



Side fixed safety support

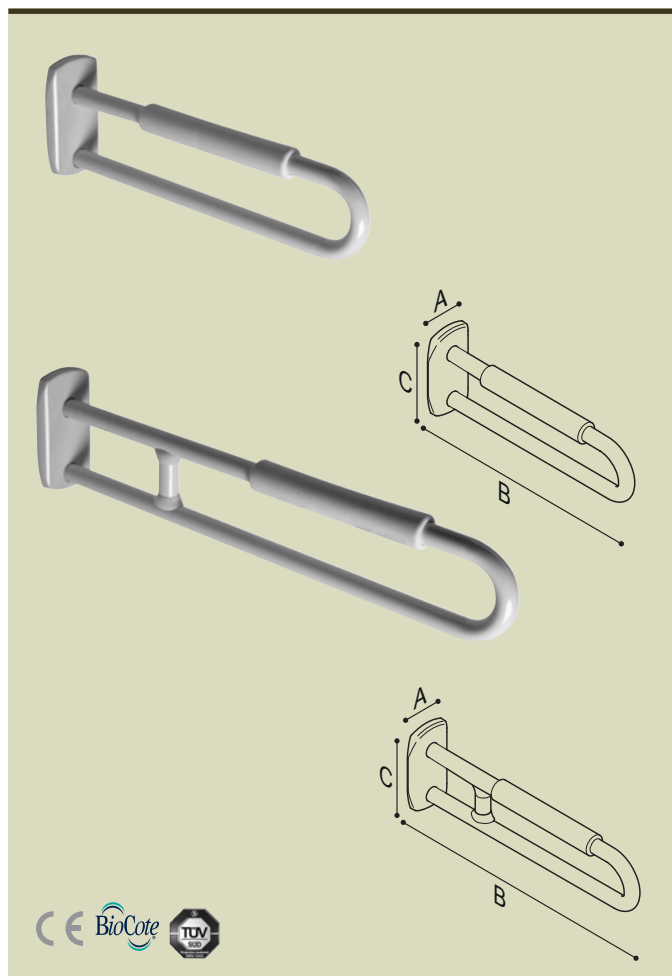
Urban People safety grab rail. Wall fixing kit in stainless steel with Polyamide-6 cover. Base plate in polyamide for wall protection. Grab rail Ø 33mm with vinyl coating and zinc-plated steel internal tube. Active and long lasting antimicrobial protection based on silver ions.

Wall fixing screws not included. Suitable fixing kit to be chosen considering wall type.

Loading in conformity with DIN 18040-1/2 norm.

Available colours as per colour card.

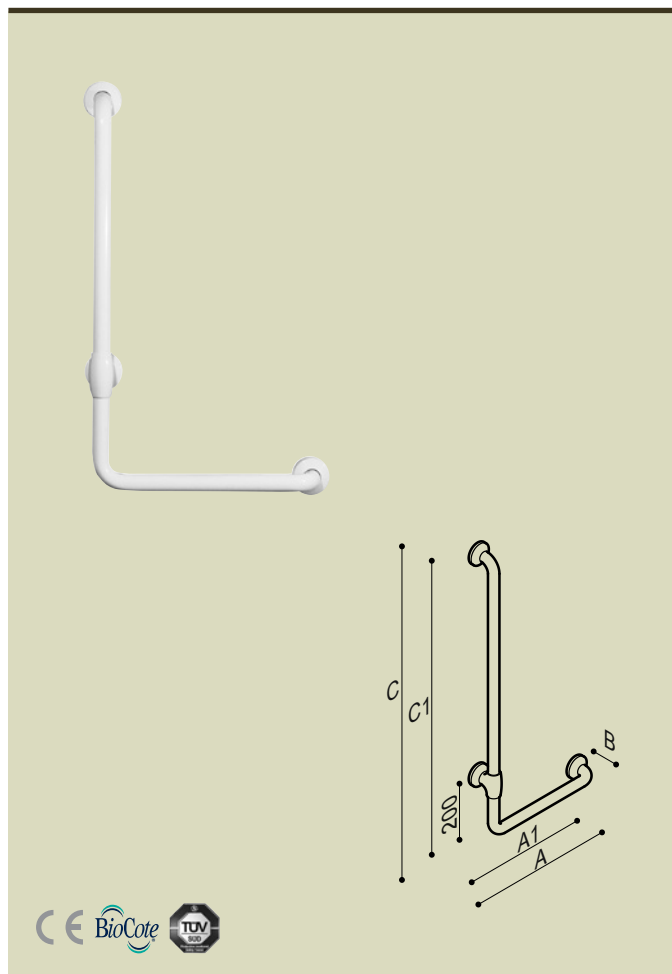
| Code | Dimensions | |
|-------------------|-------------|--|
| | [AxBxC] mm. | |
| G27JCS01xx | 111x600x206 | |
| G27JCS02xx | 111x700x206 | |
| G27JCS04xx | 111x850x206 | |



Side fixed safety support


Urban People safety grab rail. Wall fixing kit in stainless steel with Polyamide-6 cover. Base plate in polyamide for wall protection. Grab rail Ø 33mm with vinyl coating and zinc-plated steel internal tube. Active and long lasting antimicrobial protection based on silver ions. Arm rest in white Ethylenvinylacetat (EVA). Wall fixing screws not included. Suitable fixing kit to be chosen considering wall type. Loading in conformity with DIN 18040-1/2 norm. Available colours as per colour card.

| Code | Dimensions [AxBxC] mm. |
|-------------------|---------------------------|
| G27JCS40xx | 111x600x206 |
| G27JCS41xx | 111x700x206 |
| G27JCS42xx | 111x850x206 |



Safety corner grab rail 90°

Dimensions 600x300 mm. Grab rail Ø 33mm with antislip, vinyl coating and zinc-plated steel internal pipe without junctions. Active and long lasting antimicrobial protection based on silver ions. Wall clearance 50 mm. Concealed wall fixing kit Ø 72 mm, in stainless steel with base plate, for wall protection, and external cover made of polyamide-6. Fixing screws included. Fit for installation in bath and toilet areas to enable the person to grab for standing and elevating from lower position. TÜV certified for loading up to 150 kilos. Available colours as per colour card.



Left handed

G27JBL19xx

Dimensions [AxBxC] 372x83x672 mm

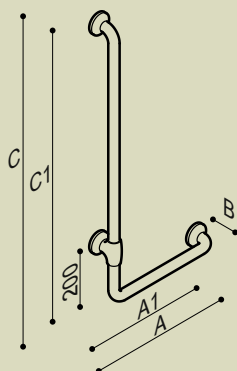


Right handed

G27JBR19xx

Dimensions [AxBxC] 372x83x672 mm





Safety corner grab rail 90°

Dimensions 700x400 mm. Grab rail Ø 33mm with antislip, vinyl coating and zinc-plated steel internal pipe without junctions. Active and long lasting antimicrobial protection based on silver ions. Wall clearance 50 mm. Concealed wall fixing kit Ø 72 mm, in stainless steel with base plate, for wall protection, and external cover made of polyamide-6. Fixing screws included. Fit for installation in bath and toilet areas to enable the person to grab for standing and elevating from lower position. TÜV certified for loading up to 150 kilos. Available colours as per colour card.



Left handed

G27JBL20xx

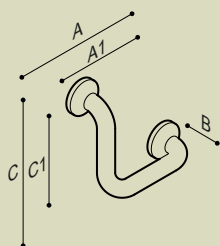
Dimensions [AxBxC] 472x83x772 mm



Right handed

G27JBR20xx

Dimensions [AxBxC] 472x83x772 mm



Safety corner grab rail 90°

Dimensions 200x200 mm. Grab rail Ø 33mm with antislip, vinyl coating and zinc-plated steel internal pipe without junctions. Active and long lasting antimicrobial protection based on silver ions. Wall clearance 50 mm. Concealed wall fixing kit Ø 72 mm, in stainless steel with base plate, for wall protection, and external cover made of polyamide-6. Fixing screws included. Fit for installation in bath and toilet areas to enable the person to grab for standing and elevating from lower position. TÜV certified for loading up to 150 kilos. Available colours as per colour card.

Code

Dimensions

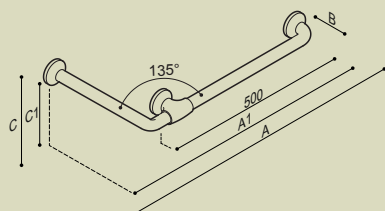
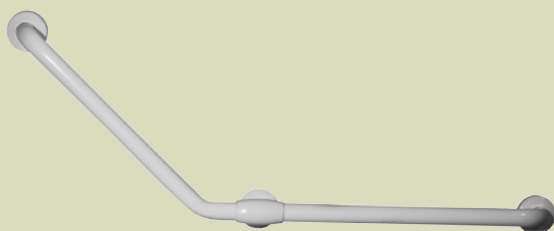
[AxBxC] mm.

[A1xC1] mm.

G27JAS22xx

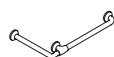
272x83x272

200x200



Safety corner grab rail 135°

Dimensions 600x300 mm. Grab rail Ø 33mm with antislip, vinyl coating and zinc-plated steel internal pipe without junctions. Active and long lasting antimicrobial protection based on silver ions. Wall clearance 50 mm. Concealed wall fixing kit Ø 72 mm, in stainless steel with base plate, for wall protection, and external cover made of polyamide-6. Fixing screws included. Fit for installation in bath and toilet areas to enable the person to grab for standing and elevating from lower position. TÜV certified for loading up to 150 kilos. Available colours as per colour card.



Left handed

G27JAL23xx

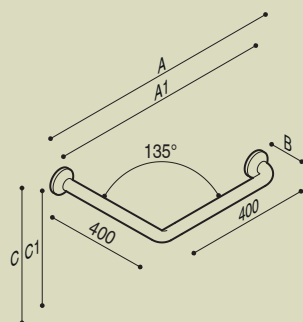
Dimensions [AxBxC] 972x83x372 mm



Right handed

G27JAR23xx

Dimensions [AxBxC] 972x83x372 mm



Safety corner grab rail 135°

Dimensions 300x400 mm. Grab rail Ø 33mm with antislip, vinyl coating and zinc-plated steel internal pipe without junctions. Active and long lasting antimicrobial protection based on silver ions. Wall clearance 50 mm. Concealed wall fixing kit Ø 72 mm, in stainless steel with base plate, for wall protection, and external cover made of polyamide-6. Fixing screws included. Fit for installation in bath and toilet areas to enable the person to grab for standing and elevating from lower position. TÜV certified for loading up to 150 kilos. Available colours as per colour card.

Code

Dimensions

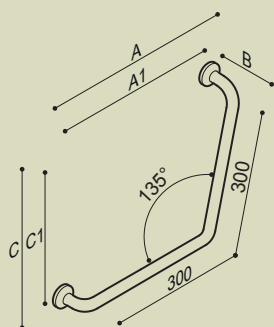

[AxBxC] mm.

[A1xC1] mm.

G27JAS21xx

772x83x372

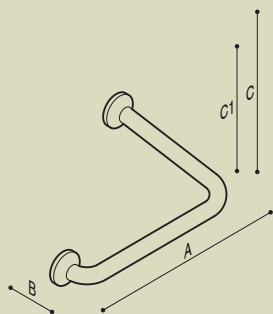

700x300



Safety corner grab rail 135°

Dimensions 200x300 mm. Grab rail Ø 33mm with antislip, vinyl coating and zinc-plated steel internal pipe without junctions. Active and long lasting antimicrobial protection based on silver ions. Wall clearance 50 mm. Concealed wall fixing kit Ø 72 mm, in stainless steel with base plate, for wall protection, and external cover made of polyamide-6. Fixing screws included. Fit for installation in bath and toilet areas to enable the person to grab for standing and elevating from lower position. TÜV certified for loading up to 150 kilos. Available colours as per colour card.

| Code | Dimensions | |
|-------------------|-------------|-------------|
| | [AxBxC] mm. | [A1xC1] mm. |
| G27JAS08xx | 572x83x272 | 500x200 |



Safety corner grab rail 45°

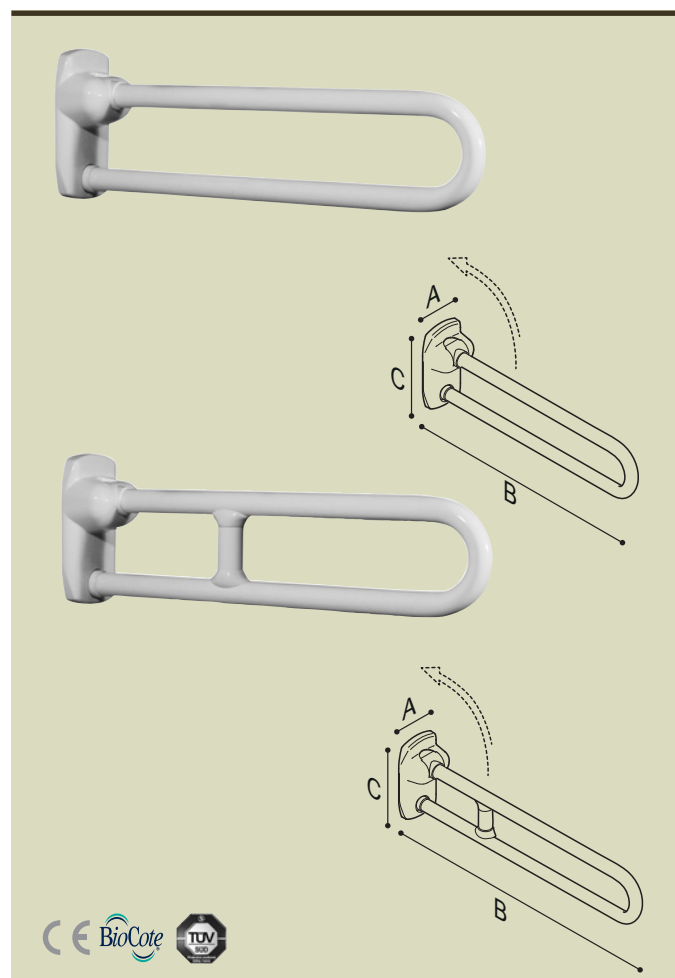
Dimensions 300x400 mm. Grab rail Ø 33mm with antislip, vinyl coating and zinc-plated steel internal pipe without junctions. Active and long lasting antimicrobial protection based on silver ions. Wall clearance 50 mm. Concealed wall fixing kit Ø 72 mm, in stainless steel with base plate, for wall protection, and external cover made of polyamide-6. Fixing screws included. Fit for installation in bath and toilet areas to enable the person to grab for standing and elevating from lower position. TÜV certified for loading up to 150 kilos. Available colours as per colour card.



Left handed **G27JAL26xx**
Dimensions [AxBxC] 436x83x372 mm



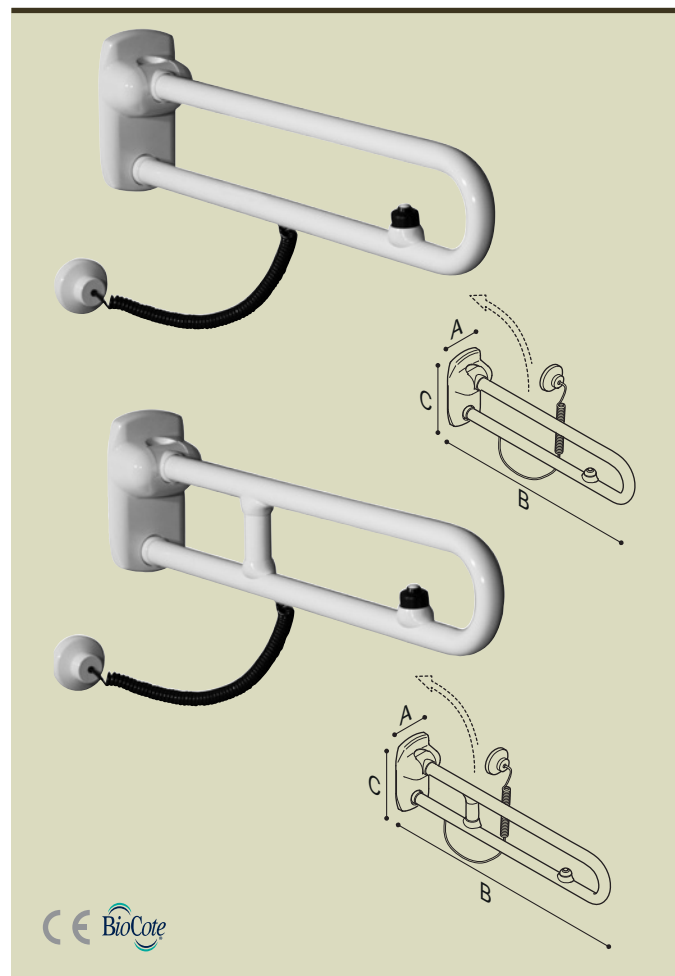
Right handed **G27JAR26xx**
Dimensions [AxBxC] 436x83x372 mm



Safety folding grab rails

Urban People safety folding grab rails with stepless braking system, upper and lower position folding. Wall fixing plate in stainless steel with polyamide cover. Grab rail Ø 33mm with vinyl coating and zinc-plated steel internal tube. Antislip coating, no junctions. Active and long lasting antimicrobial protection based on silver ions. Concealed fixing kit. Wall fixing screws not included. Suitable fixing kit to be chosen considering wall type and available from our selection (special steel execution to be chosen). Loading in conformity with DIN 18040-1/2 norm. Available colours as per colour card.

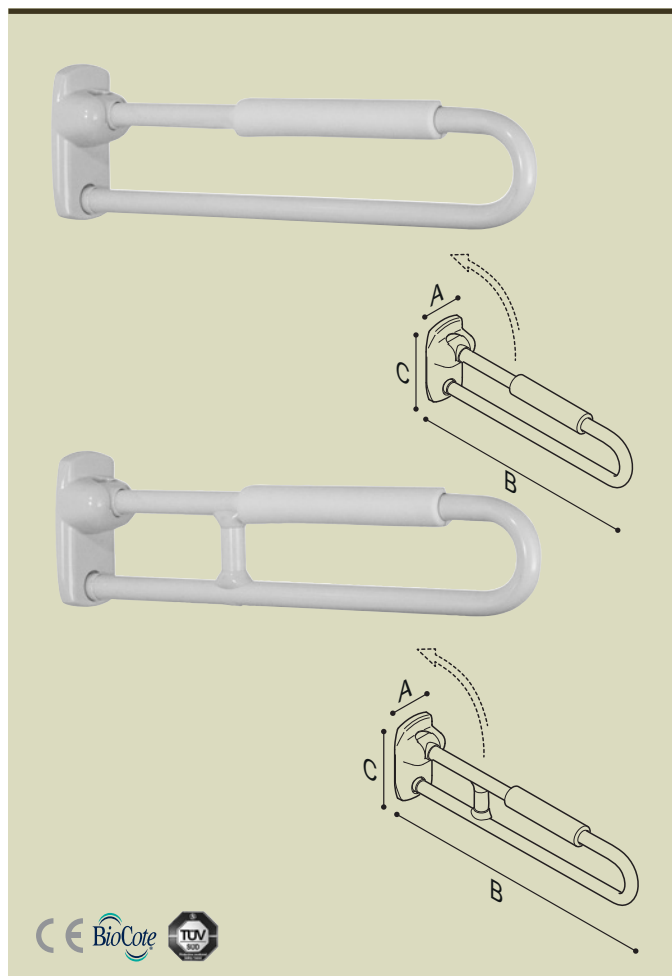
| Code | Dimensions [AxBxC] mm. |
|-------------------|---------------------------|
| G27JCS51xx | 111x600x206 |
| G27JCS52xx | 111x700x206 |
| G27JCS54xx | 111x850x206 |



Safety folding grab rails with electric button

Urban People safety folding grab rails, electric pulse, concealed electric cable, electric button, protection IP67, cable for control voltage up to 50 V. = SELV, PELV. Adjustable stepless braking system, upper and lower position folding. Wall fixing plate in stainless steel with polyamide cover. Grab rail Ø 33 mm with vinyl coating and zinc-plated steel internal tube. Antislip coating, no junctions. Active and long lasting antimicrobial protection based on silver ions. Concealed fixing kit. Wall fixing screws not included. Suitable fixing kit to be chosen considering wall type and available from our selection (special steel execution to be chosen). Loading in conformity with DIN 18040-1/2 norm. Available colours as per colour card.

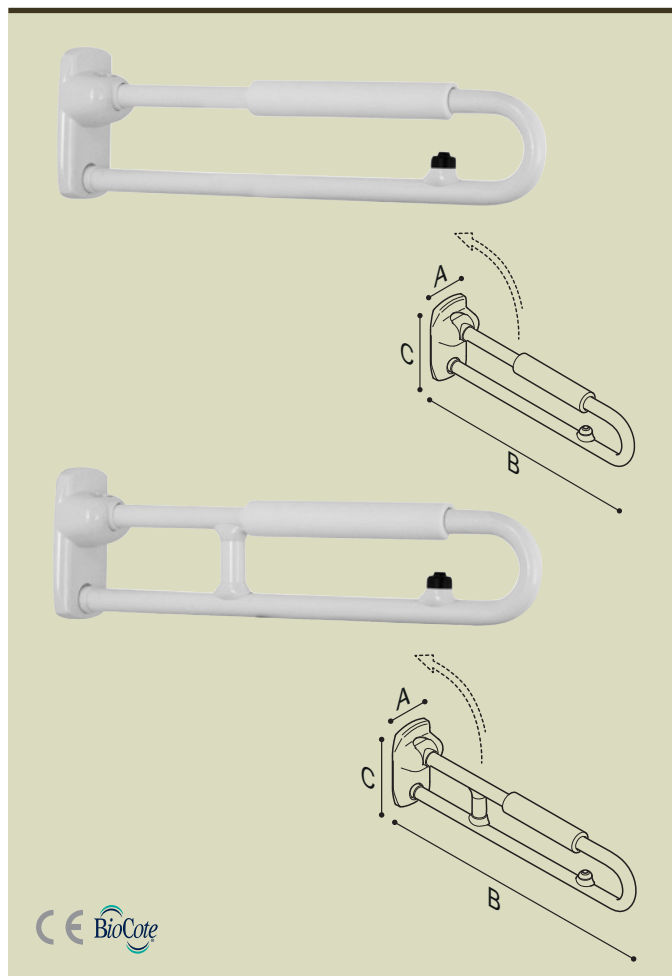
| Code | Dimensions [AxBxC] mm. |
|-------------------|---------------------------|
| G27JCS57xx | 111x700x206 |
| G27JCS59xx | 111x850x206 |



Safety folding grab rails with arm rest

Urban People safety folding grab rails with stepless braking system, upper and lower position folding. Arm rest in white Ethylenvynylacetat (EVA). Wall fixing plate in stainless steel with polyamide cover. Grab rail Ø 33mm with vinyl coating and zinc-plated steel internal tube. Antislip coating, no junctions. Active and long lasting antimicrobial protection based on silver ions. Concealed fixing kit. Wall fixing screws not included. Suitable fixing kit to be chosen considering wall type and available from our selection (special steel execution to be chosen). Loading in conformity with DIN 18040-1/2 norm. Available colours as per colour card.

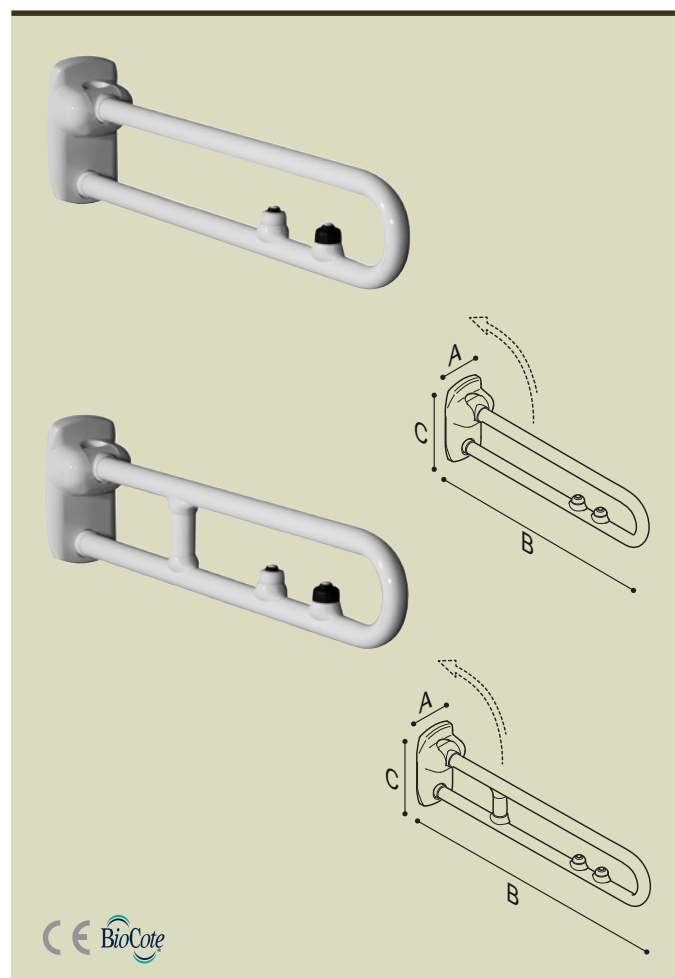
| Code | Dimensions [AxBxC] mm. |
|-------------------|---------------------------|
| G27JCS79xx | 111x600x206 |
| G27JCS77xx | 111x700x206 |
| G27JCS78xx | 111x850x206 |



Safety folding grab rails with electric button and arm rest

Urban People safety folding grab rails, electric pulse, concealed electric cable, electric button, protection IP67, cable for control voltage up to 50 V. = SELV, PELV. Adjustable stepless braking system, upper and lower position folding. Arm rest in white Ethylenvinylacetat (EVA). Wall fixing plate in stainless steel with polyamide cover. Grab rail Ø 33mm with vinyl coating and zinc-plated steel internal tube. Antislip coating, no junctions. Active and long lasting antimicrobial protection based on silver ions. Concealed fixing kit. Wall fixing screws not included. Suitable fixing kit to be chosen considering wall type and available from our selection (special steel execution to be chosen). Loading in conformity with DIN 18040-1/2 norm. Available colours as per colour card. Green electric push button for WC flush control.

| Code | Dimensions [AxBxC] mm. |
|-------------------|---------------------------|
| G27JCS23xx | 111x700x206 |
| G27JCS24xx | 111x850x206 |



Safety folding grab rails with two electric buttons for flush control and emergency call

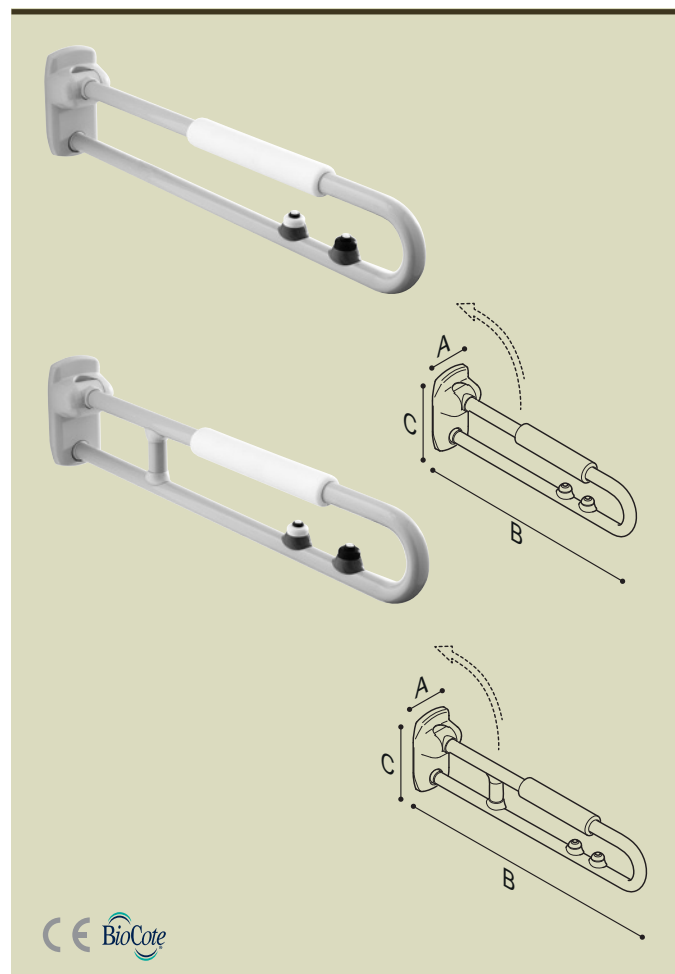
Urban People safety folding grab rails, with two electric buttons, concealed electric cable. One electric button for WC flush control and the other one for emergency call or another needed option, protection IP67, cable for control voltage up to 50 V. = SELV, PELV. Adjustable stepless braking system, upper and lower position folding. Wall fixing plate in stainless steel with polyamide cover. Grab rail Ø 33mm with vinyl coating and zinc-plated steel internal tube. Antislip coating, no junctions. Active and long lasting antimicrobial protection based on silver ions. Concealed fixing kit. Wall fixing screws not included. Suitable fixing kit to be chosen considering wall type and available from our selection (special steel execution to be chosen). Loading in conformity with DIN 18040-1/2 norm. Available colours as per colour card.

Green electric push button for WC flush control
Red electric push button for emergency call

| Code | Dimensions [AxBxC] mm. |
|------|---------------------------|
|------|---------------------------|

| | |
|-------------------|-------------|
| G27JCS27xx | 111x700x206 |
|-------------------|-------------|

| | |
|-------------------|-------------|
| G27JCS28xx | 111x850x206 |
|-------------------|-------------|



Safety folding grab rails with two electric buttons for flush control and emergency call and arm rest

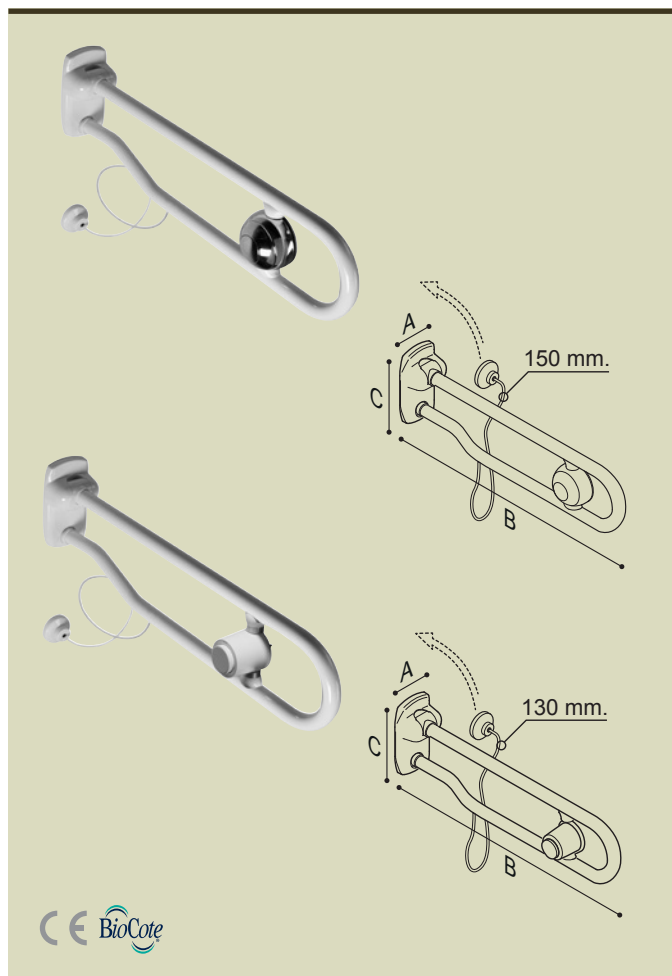
Urban People safety folding grab rails, with two electric buttons, concealed electric cable. One electric button for WC flush control and the other one for emergency call or another needed option, protection IP67, cable for control voltage up to 50 V. = SELV, PELV. Adjustable stepless braking system, upper and lower position folding. Arm rest in white Ethylenvinylacetat (EVA). Wall fixing plate in stainless steel with polyamide cover. Grab rail Ø 33 mm with vinyl coating and zinc-plated steel internal tube. Antislip coating, no junctions. Active and long lasting antimicrobial protection based on silver ions. Concealed fixing kit. Wall fixing screws not included. Suitable fixing kit to be chosen considering wall type and available from our selection (special steel execution to be chosen). Loading in conformity with DIN 18040-1/2 norm. Available colours as per colour card.

Green electric push button for WC flush control
Red electric push button for emergency call

| Code | Dimensions [AxBxC] mm. |
|------|---------------------------|
|------|---------------------------|

| | |
|-------------------|-------------|
| G27JCS36xx | 111x700x206 |
|-------------------|-------------|

| | |
|-------------------|-------------|
| G27JCS37xx | 111x850x206 |
|-------------------|-------------|



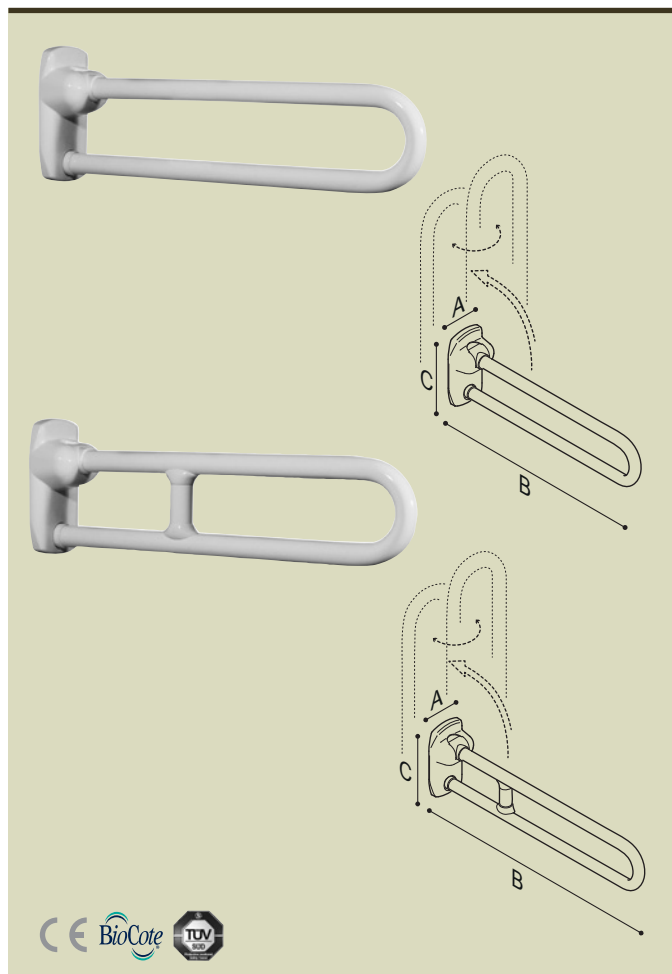
Safety folding grab rails with pneumatic button

Urban People safety folding grab rails with pneumatic system suitable for Geberit cisterns (square button) or Oliver cistern (round button). Jib length 850 mm. Adjustable stepless braking system, upper and lower position folding. Wall fixing plate in stainless steel with polyamide cover. Wall assembling by means of a fixing kit Ø 80 mm. Active and long lasting antimicrobial protection based on silver ions. Wall fixing screws not included. Suitable fixing kit to be chosen considering wall type and available from our selection (special steel execution to be chosen). Loading in conformity with DIN 18040-1/2 norm. Available colours as per colour card.

On the pictures the pneumatic button appears at the left of WC-bowl in seated position. When ordering please always indicate if left or right assembling required.

For Geberit please always ask for information of suitable cisterns and accessories

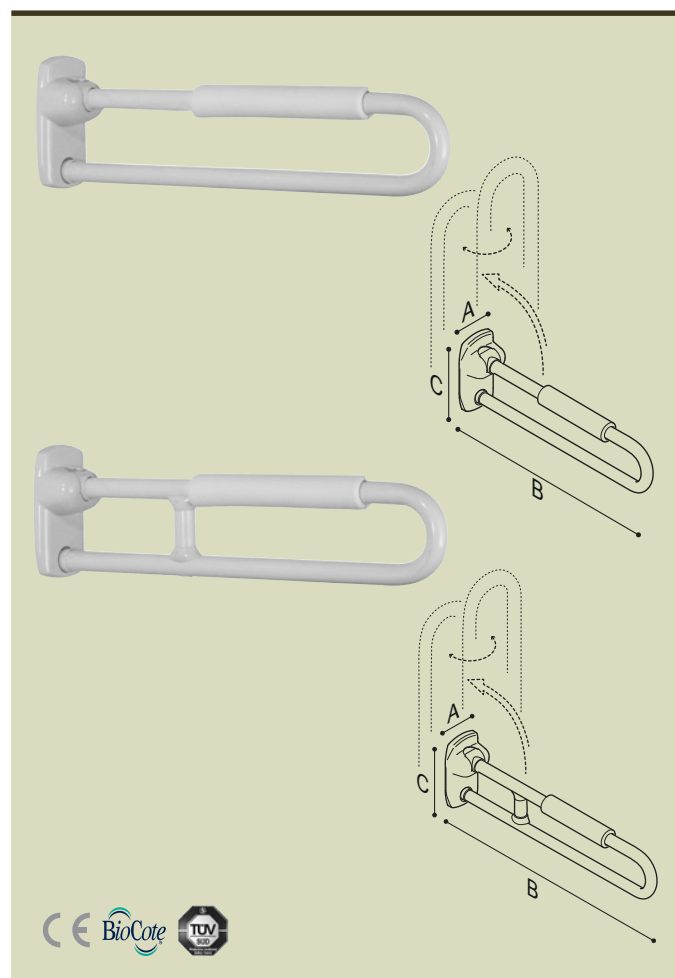
| Code | Dimensions [AxBxC] mm. | Cistern |
|-------------------|---------------------------|---------|
| G27JCS89xx | 111x700x206 | Oliver |
| G27JCS90xx | 111x850x206 | Geberit |



Safety folding side swivel grab rails

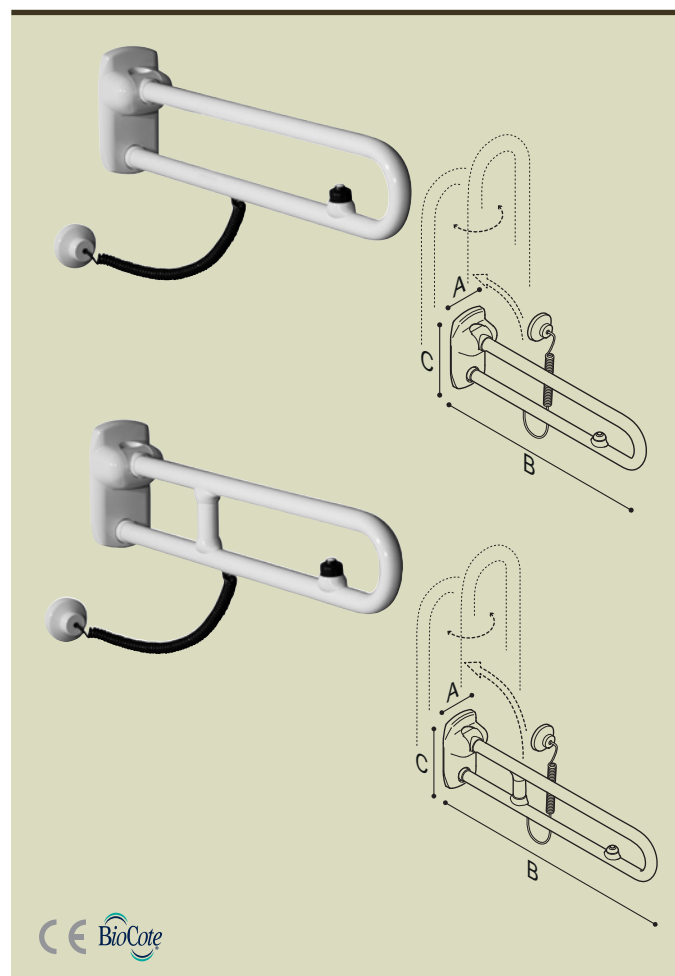
Urban People safety folding grab rails with adjustable stepless braking system, upper and lower position folding, side swivel. Wall fixing plate in stainless steel with polyamide cover. Grab rail Ø 33mm with vinyl coating and zinc-plated steel internal tube. Antislip coating, no junctions. Active and long lasting antimicrobial protection based on silver ions. Concealed fixing kit. Wall fixing screws not included. Suitable fixing kit to be chosen considering wall type (special steel execution to be chosen). Loading in conformity with DIN 18040-1/2 norm. Available colours as per colour card.

| Code | Dimensions [AxBxC] mm. |
|-------------------|---------------------------|
| G27JCS66xx | 111x600x206 |
| G27JCS67xx | 111x700x206 |
| G27JCS69xx | 111x850x206 |



Safety folding side swivel grab rails with arm rest
 Urban People safety folding grab rails with adjustable stepless braking system, upper and lower position folding, side swivel. Wall fixing plate in stainless steel with polyamide cover. Grab rail Ø 33mm with vinyl coating and zinc-plated steel internal tube. Antislip coating, no junctions. Arm rest in white antibacterial Ethylvinylacetat (EVA). Active and long lasting antimicrobial protection based on silver ions. Concealed fixing kit. Wall fixing screws not included. Suitable fixing kit to be chosen considering wall type and available from our selection (special steel execution to be chosen). Loading in conformity with DIN 18040-1/2 norm. Available colours as per colour card.

| Code | Dimensions [AxBxC] mm. |
|-------------------|---------------------------|
| G27JCS86xx | 111x600x206 |
| G27JCS87xx | 111x700x206 |
| G27JCS88xx | 111x850x206 |

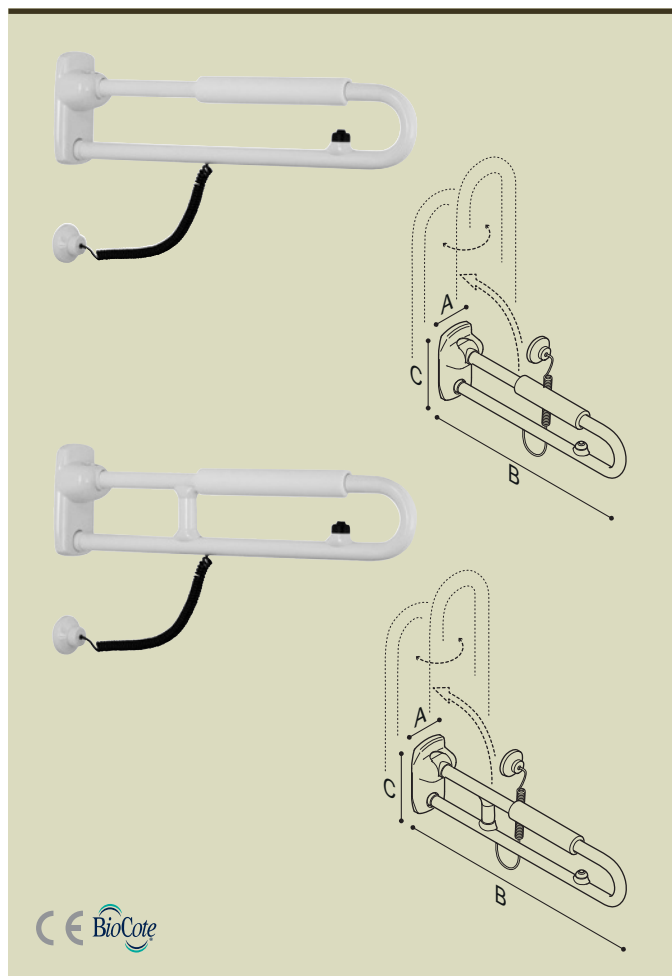


Safety folding side swivel grab rails with electric button

Urban People safety folding grab rails, electric button, protection IP67, cable for control voltage up to 50 V. = SELV, PELV. Adjustable stepless braking system, upper and lower position folding, side swivel. Wall fixing plate in stainless steel with polyamide cover. Grab rail Ø 33mm with vinyl coating and zinc-plated steel internal tube. Antislip coating, no junctions. Active and long lasting antimicrobial protection based on silver ions. Concealed fixing kit. Wall fixing screws not included. Suitable fixing kit to be chosen considering wall type and available from our selection (special steel execution to be chosen). Loading in conformity with DIN 18040-1/2 norm. Available colours as per colour card.

Green electric push button for WC flush control

| Code | Dimensions [AxBxC] mm. |
|-------------------|---------------------------|
| G27JCS21xx | 111x700x206 |
| G27JCS22xx | 111x850x206 |

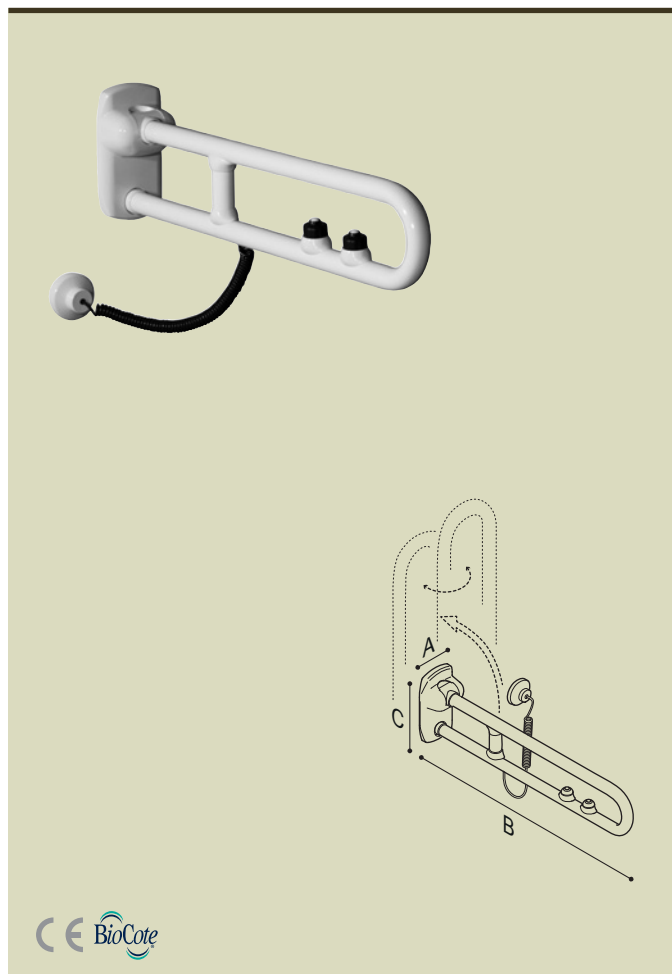


Safety folding side swivel grab rails with electric button and arm rest

Urban People safety folding grab rails, electric pulse, electric button, protection IP67, cable for control voltage up to 50 V. = SELV, PELV. Adjustable stepless braking system, upper and lower position folding, side swivel. Arm rest in white Ethylenvinylacetat (EVA). Wall fixing plate in stainless steel with polyamide cover. Grab rail Ø 33mm with vinyl coating and zinc-plated steel internal tube. Antislip coating, no junctions. Active and long lasting antimicrobial protection based on silver ions. Concealed fixing kit. Wall fixing screws not included. Suitable fixing kit to be chosen considering wall type and available from our selection (special steel execution to be chosen). Loading in conformity with DIN 18040-1/2 norm. Available colours as per colour card.

Green electric push button for WC flush control

| Code | Dimensions [AxBxC] mm. |
|-------------------|---------------------------|
| G27JCS25xx | 111x700x206 |
| G27JCS26xx | 111x850x206 |

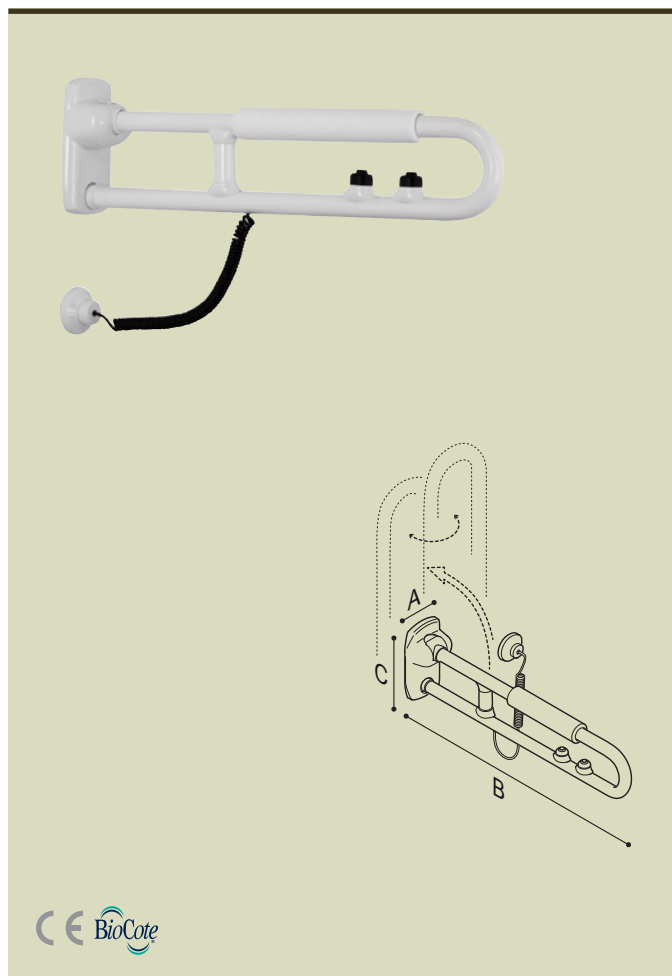


Safety folding side swivel grab rails with with two electric buttons for flush control and emergency call

Urban People safety folding grab rails with two electric buttons. One electric button for WC flush control and the other one for emergency call or another needed option, protection IP67, cable for control voltage up to 50 V. = SELV, PELV. Adjustable stepless braking system, upper and lower position folding, side swivel. Wall fixing plate in stainless steel with polyamide cover. Grab rail Ø 33mm with vinyl coating and zinc-plated steel internal tube. Antislip coating, no junctions. Active and long lasting antimicrobial protection based on silver ions. Concealed fixing kit. Wall fixing screws not included. Suitable fixing kit to be chosen considering wall type and available from our selection (special steel execution to be chosen). Loading in conformity with DIN 18040-1/2 norm. Available colours as per colour card.

Green electric push button for WC flush control Red electric push button for emergency call

| Code | Dimensions [AxBxC] mm. |
|-------------------|---------------------------|
| G27JCS38xx | 111x850x206 |



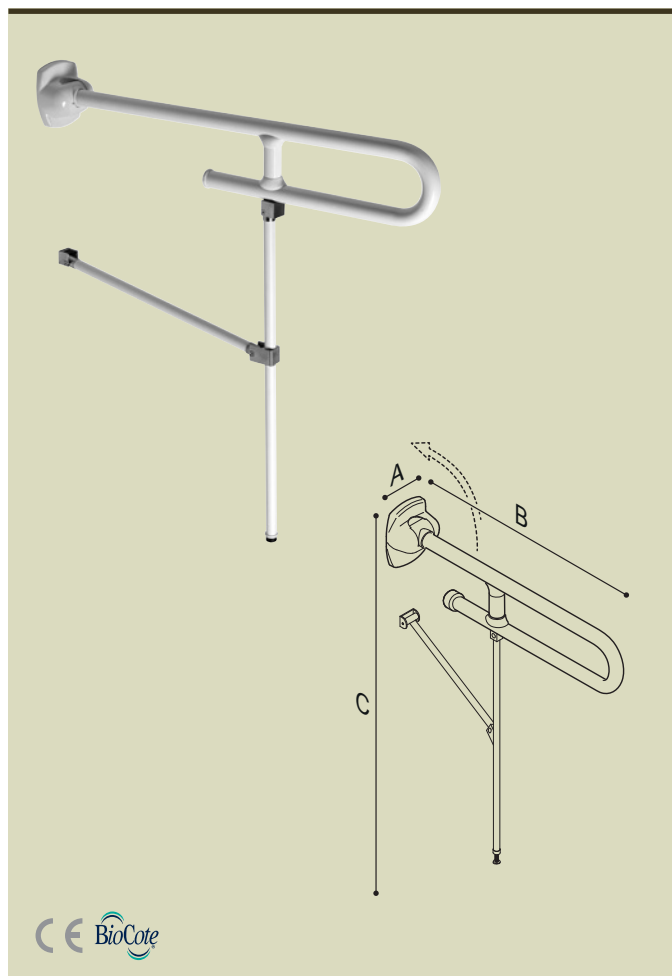
Safety folding side swivel grab rails with two electric buttons for flush control and emergency call and arm rest

Urban People safety folding grab rails with two electric buttons. One electric button for WC flush control and the other one for emergency call or another needed option, protection IP67, cable for control voltage up to 50 V. = SELV, PELV. Adjustable stepless braking system, upper and lower position folding, side swivel. Wall fixing plate in stainless steel with polyamide cover. Grab rail Ø 33mm with vinyl coating and zinc-plated steel internal tube. Antislip coating, no junctions. Active and long lasting antimicrobial protection based on silver ions. Arm rest in white antibacterial Ethylenvinylacetat (EVA). Concealed fixing kit. Wall fixing screws not included. Suitable fixing kit to be chosen considering wall type and available from our selection (special steel execution to be chosen). Loading in conformity with DIN 18040-1/2 norm. Available colours as per colour card.

Green electric push button for WC flush control
Red electric push button for emergency call

| Code | Dimensions [AxBxC] mm. |
|-------------------|---------------------------|
| G27JCS39xx | 111x850x206 |



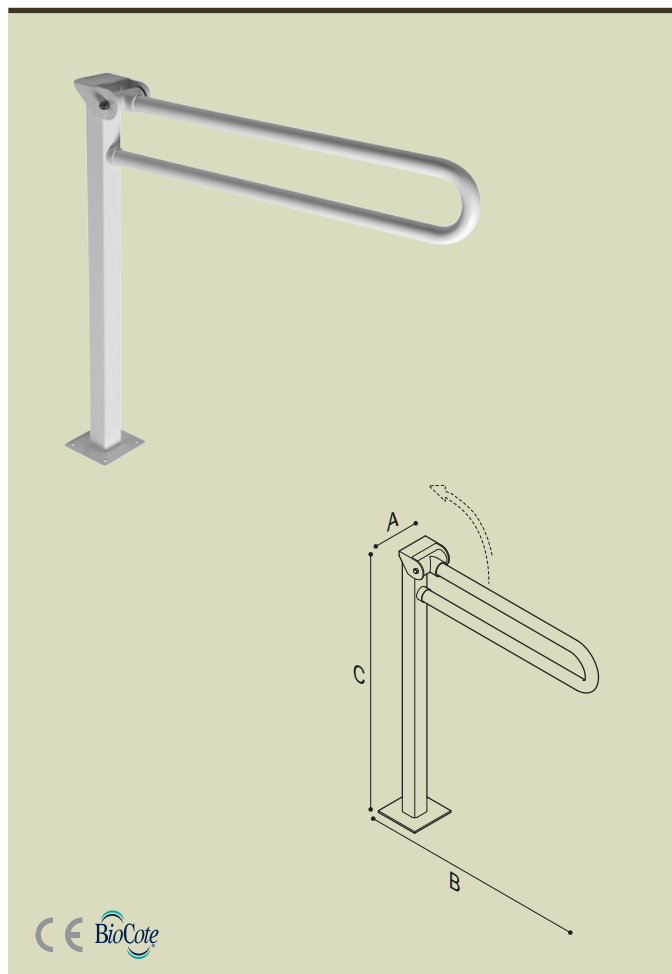


Safety folding grab rails with floor and wall support legs

Urban People safety folding grab rails with stepless braking system, upper and lower position folding. Wall fixing plate in stainless steel with polyamide cover. Base plate in polyamide for wall protection.

Grab rail Ø 33mm with vinyl coating and zinc-plated steel internal tube. Antislip coating, no junctions. Active and long lasting antimicrobial protection based on silver ions. Folding support legs. Wall fixing screws not included. Suitable fixing kit to be chosen considering wall type and available from our selection (special steel execution to be chosen). Loading in conformity with DIN 18040-1/2 norm. Available colours as per colour card.

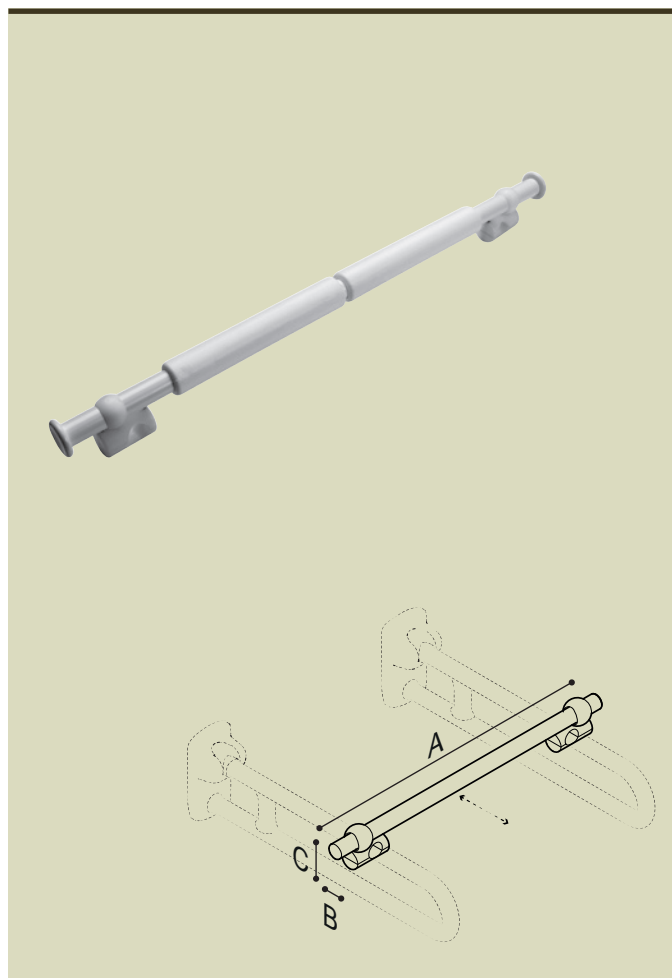
| Code | Dimensions [AxBxC] mm. |
|-------------------|---------------------------|
| G27JCS29xx | 110x600x899 |
| G27JCS30xx | 110x700x899 |
| G27JCS31xx | 110x850x899 |



Safety folding grab rail on floor mounted pedestal

Urban People safety folding grab rail on floor mounted pedestal. The grab rail is connected to the floor column by means of a steel plate. Grab rail Ø 33mm with vinyl coating and zinc-plated steel internal tube. Active and long lasting antimicrobial protection based on silver ions. The floor pedestal of 800 mm height, 50 mm x 50 mm is in galvanized steel, powder coated. The assembling to the floor is by means of a floor plate 130 mm x 130 mm. Fixing screws are not included. Available colours for grab rail as per colour card, while the floor pedestal is white colour.

| Code | Dimensions [AxBxC] mm. |
|-------------------|---------------------------|
| G27JCS34xx | 130x690x840 |
| G27JCS35xx | 130x890x840 |



Containment rod for installation on folding grab rails

The rod, with a length of 900 mm., has an aluminium core with polyamide coating having active and long lasting antimicrobial protection based on silver ions. Arm rest in white Ethylvinylacetat (EVA).

Anchoring to the supports is ensured by two elements, one ball-shaped, easily adaptable and removable housed on the rail. A second element fixed on either folding rails, allowing an agile and practical installation. The elements are made of polyoxymethylene (POM), brandname "delrin" (Dupont company).

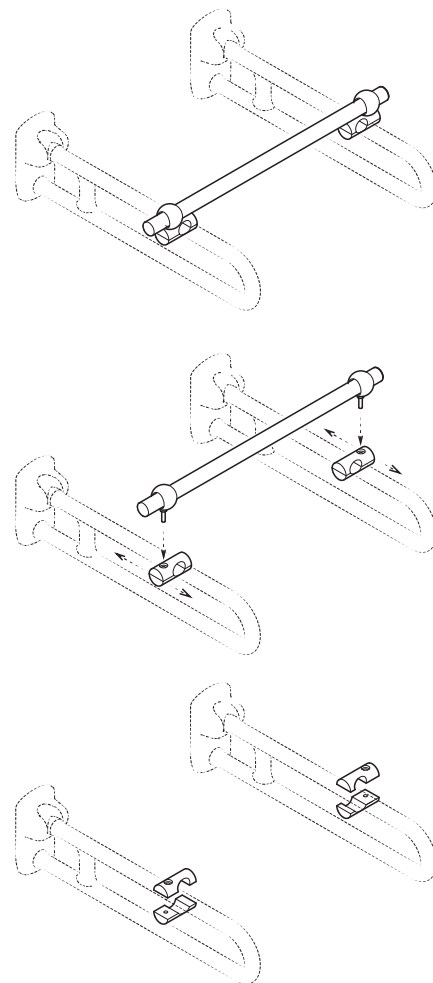
Code

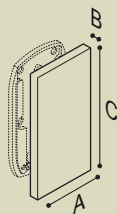
Dimensions

[AxBxC] mm.

G31UJS02

900x50x95

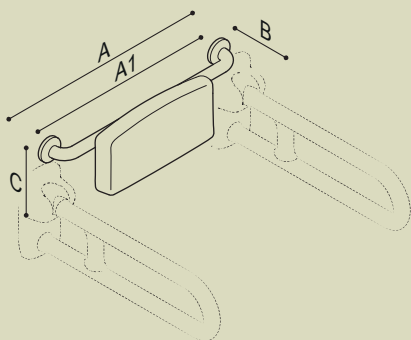




Assembling plate complete with cover for the possible succeeding assembling of Urban People wall mounted grab rails and safety folding grab rails

Assembling plate Y87JIS46 fit for all safety grab rails of Urban People Series complete with cover Y88JKS39xx in steel colour powder painted. This solution enables the succeeding assembling of wall mounted and folding grab rails when needed and it can be fit for all of them, left or right assembling. Plate colours on request.

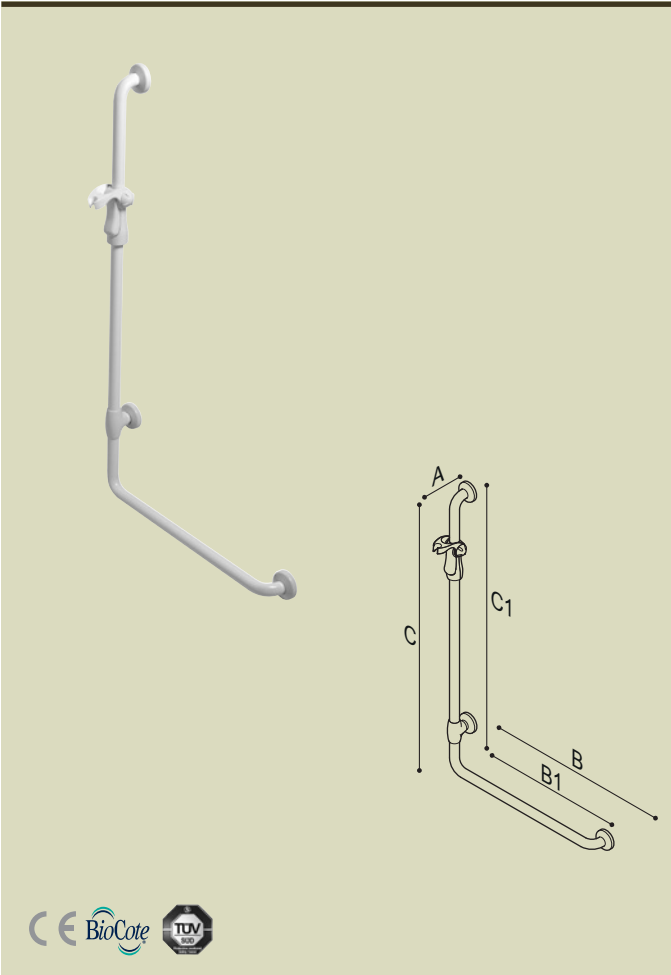
| Code | Dimensions [AxBxC] mm. | part |
|-------------------|---------------------------|------------|
| Y87JIS46 | | wall-plate |
| Y88JKS39xx | 105x14x205 | cover |



Back rest

Back rest with total length 700 mm. The two fixing kits are assembled below the folding grab rail plates, in centered position. The rest part is realized in black PUR material 400 mm large and 220 mm high, having wall clearance 150 mm. The rail is in zinc-plated steel with polyamide coating having active and long lasting antimicrobial protection based on silver ions. Wall fixing kit included. This article is manufactured in conformity of DIN 18040-1/2 norm. Available colours as per colour card.

| Code | Dimensions [AxBxC] mm. | [A1] mm. |
|-------------------|---------------------------|----------|
| G27JDS29xx | 700x150x220 | 628 |



Safety grab rail with 90° corner

Dimensions 600x300 mm. Grab rail Ø 33mm with vinyl coating and zinc-plated steel internal tube. Antislip coating, no junctions. Active and long lasting antimicrobial protection based on silver ions. Wall clearance 50 mm. Wall fixing kit Ø 72 mm. Concealed fixing kit. Fixing screws included. Fit for installation in bath and shower areas to enable the person to grab for standing and elevating from lower position. Equipped with ergonomic and adjustable shower head holder Y87JOS04xx. TÜV certified for loading up to 150 kilos. Available colours as per colour card.



Left handed

G27JOL01xx

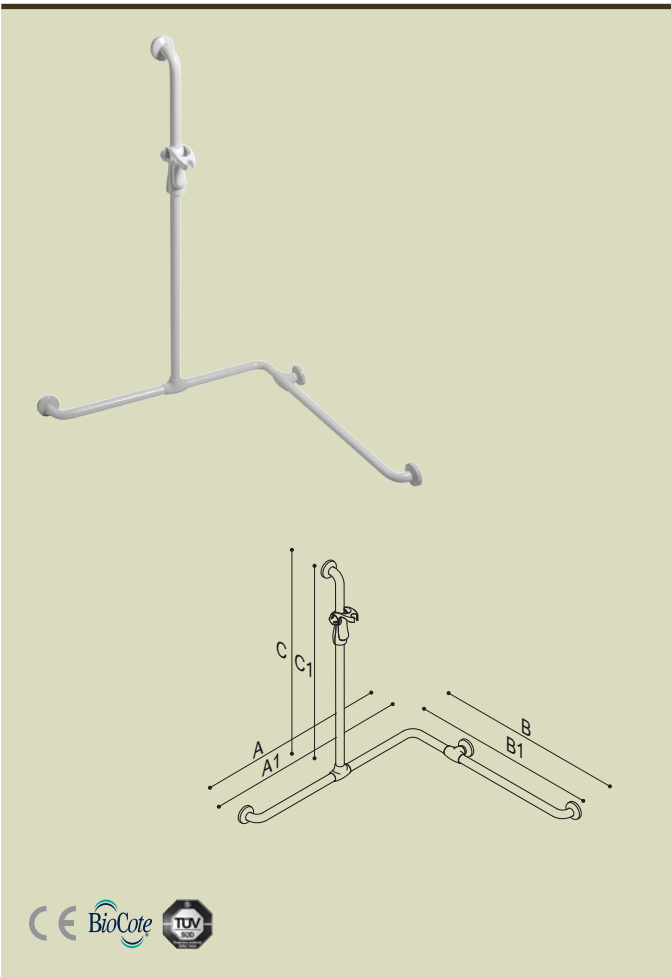
Dimensions [AxBxC] 672x83x1172 mm



Right handed

G27JOR01xx

Dimensions [AxBxC] 672x83x1172 mm



Safety handrail for corner with vertical arm

Grab rail Ø 33mm with vinyl coating and zinc-plated steel internal tube. Antislip coating, no junctions. Active and long lasting antimicrobial protection based on silver ions. Wall clearance 50 mm. Wall fixing kit Ø 72 mm. Concealed fixing kit. Fixing screws included. Fit for installation in bath and shower areas to enable the person to grab for standing and elevating from lower position. Equipped with ergonomic and adjustable shower head holder Y87JOS04xx. Left or right assembling. TÜV certified for loading up to 150 kilos. Available colours as per colour card.

Code

Dimensions

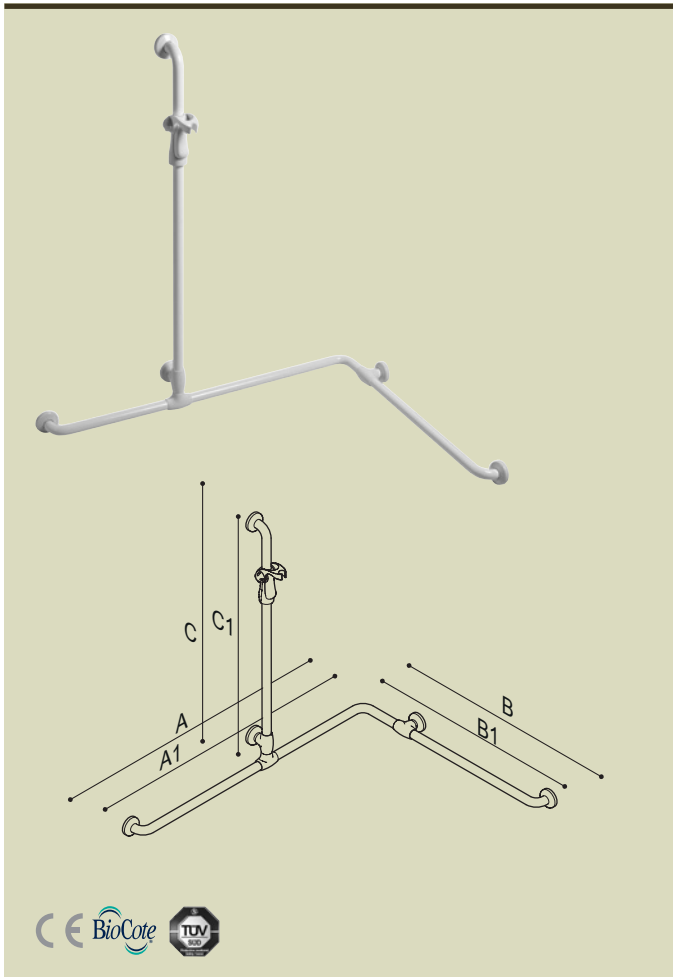
[AxBxC] mm.

[A1xB1xC1] mm.

G27JOS04xx

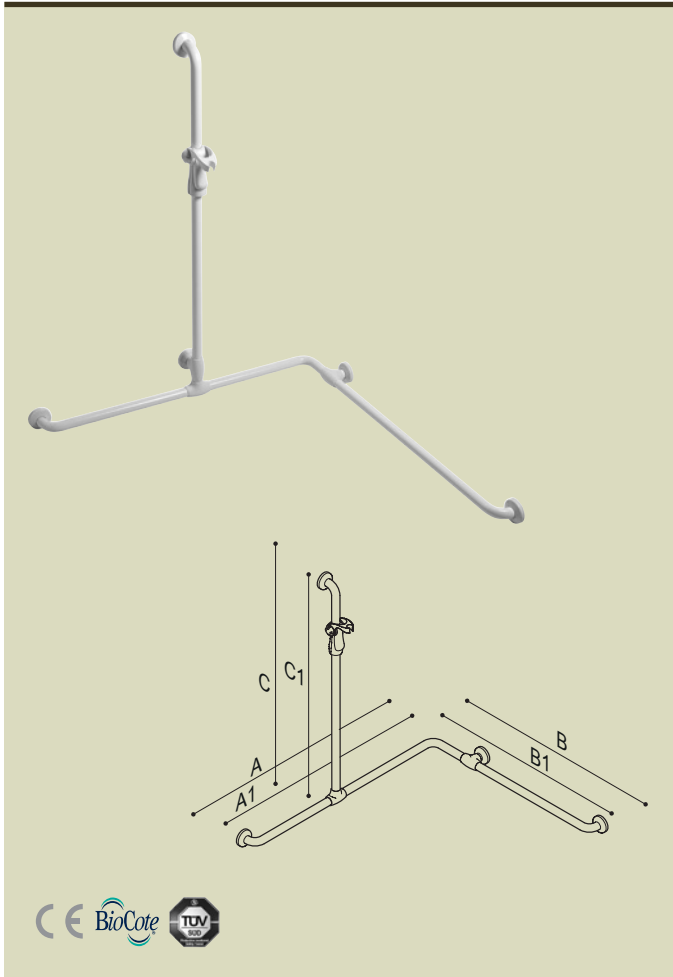
836x836x1172

800x800x1100



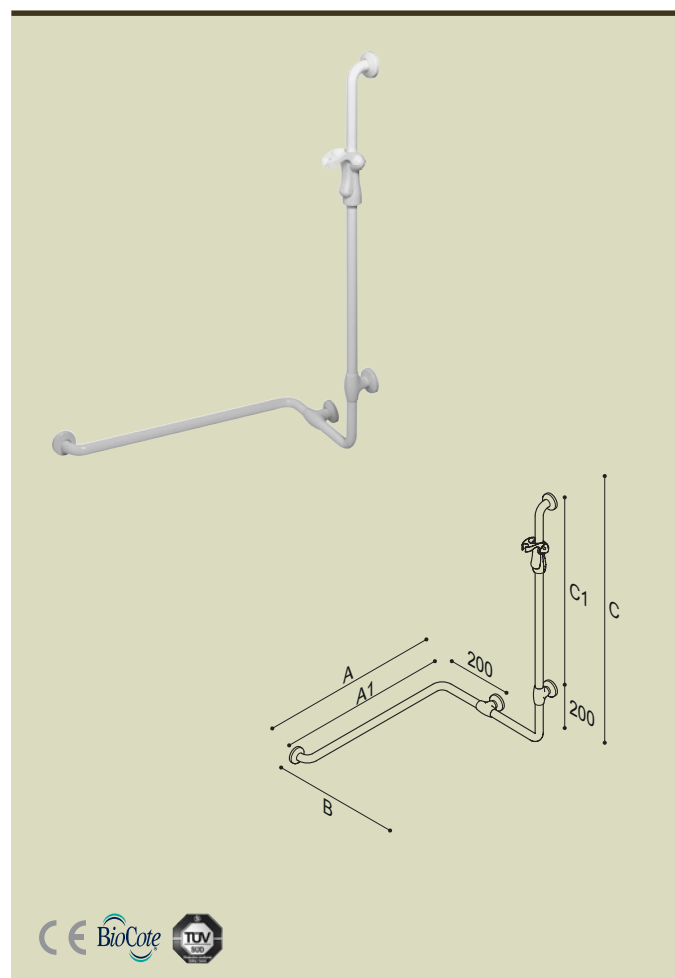
Safety handrail for corner with vertical arm
Grab rail Ø 33mm with vinyl coating and zinc-plated steel internal tube. Antislip coating, no junctions. Active and long lasting antimicrobial protection based on silver ions. Wall clearance 50 mm. Wall fixing kit Ø 72 mm. Concealed fixing kit. Fixing screws included. Fit for installation in bath and shower areas to enable the person to grab for standing and elevating from lower position. Equipped with ergonomic and adjustable shower head holder Y87JOS04xx. Left or right assembling. TÜV certified for loading up to 150 kilos. Available colours as per colour card.

| Code | Dimensions | |
|-------------------|--------------|----------------|
| | [AxBxC] mm. | [A1xB1xC1] mm. |
| G27JOS05xx | 836x956x1172 | 800x920x1100 |



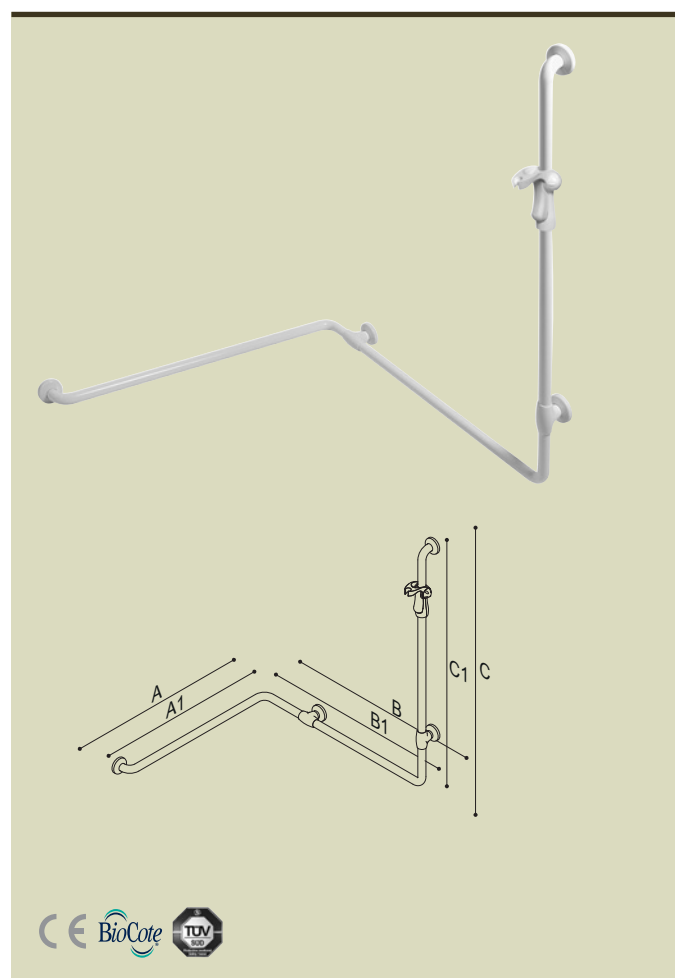
Safety handrail for corner with vertical arm
Grab rail Ø 33mm with vinyl coating and zinc-plated steel internal tube. Antislip coating, no junctions. Active and long lasting antimicrobial protection based on silver ions. Wall clearance 50 mm. Wall fixing kit Ø 72 mm. Concealed fixing kit. Fixing screws included. Fit for installation in bath and shower areas to enable the person to grab for standing and elevating from lower position. Equipped with ergonomic and adjustable shower head holder Y87JOS04xx. Left or right assembling. TÜV certified for loading up to 150 kilos. Available colours as per colour card.

| Code | Dimensions | |
|-------------------|--------------|----------------|
| | [AxBxC] mm. | [A1xB1xC1] mm. |
| G27JOS08xx | 956x956x1172 | 920x920x1100 |



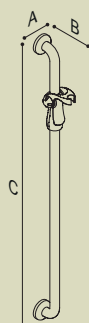
Safety handrail for corner with vertical arm at one end
 Grab rail Ø 33mm with vinyl coating and zinc-plated steel internal tube. Antislip coating, no junctions. Active and long lasting antimicrobial protection based on silver ions. Wall clearance 50 mm. Wall fixing kit Ø 72 mm. Concealed fixing kit. Fixing screws included. Fit for installation in bath and shower areas to enable the person to grab for standing and elevating from lower position. Equipped with ergonomic and adjustable shower head holder Y87JOS04xx. Left or right assembling. TÜV certified for loading up to 150 kilos. Available colours as per colour card.

| Code | Dimensions | |
|-------------------|--------------|----------------|
| | [AxBxC] mm. | [A1xB1xC1] mm. |
| G27JOS11xx | 436x836x1172 | 400x800x1100 |



Safety handrail for corner with vertical arm at one end
 Grab rail Ø 33mm with vinyl coating and zinc-plated steel internal tube. Antislip coating, no junctions. Active and long lasting antimicrobial protection based on silver ions. Wall clearance 50 mm. Wall fixing kit Ø 72 mm. Concealed fixing kit. Fixing screws included. Fit for installation in bath and shower areas to enable the person to grab for standing and elevating from lower position. Equipped with ergonomic and adjustable shower head holder Y87JOS04xx. Left or right assembling. TÜV certified for loading up to 150 kilos. Available colours as per colour card.

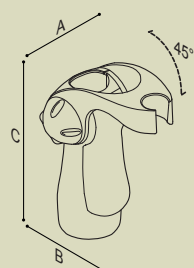
| Code | Dimensions | |
|-------------------|--------------|----------------|
| | [AxBxC] mm. | [A1xB1xC1] mm. |
| G27JOS06xx | 836x836x1172 | 800x800x1100 |
| G27JOS10xx | 956x956x1172 | 920x920x1100 |



Vertical shower rail

Grab rail Ø 33mm with vinyl coating and zinc-plated steel internal tube. Antislip coating, no junctions. Active and long lasting antimicrobial protection based on silver ions. Wall clearance 50 mm. Wall fixing kit Ø 72 mm. Concealed fixing kit. Fixing screws included. Fit for installation in bath and shower areas to enable the person to grab for standing and elevating from lower position. Equipped with ergonomic and adjustable shower head holder Y87JOS04xx. TÜV certified for loading up to 150 kilos. Available colours as per colour card.

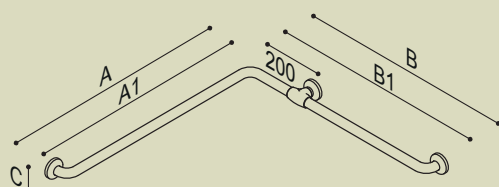
| Code | Dimensions | |
|-------------------|-------------|----------|
| | [AxBxC] mm. | [A1] mm. |
| G27JOS13xx | 72x83x772 | 700 |
| G27JOS14xx | 72x83x972 | 900 |
| G27JOS01xx | 72x83x1172 | 1100 |



Ergonomic shower head holder, adjustable using only one hand

Expandable and fit for shower rail and handrails, easy upper and lower stepless adjustment. Available colours as per colour card.

| Code | Dimensions | |
|-------------------|-------------|--|
| | [AxBxC] mm. | |
| Y87JOS04xx | 95x116x163 | |

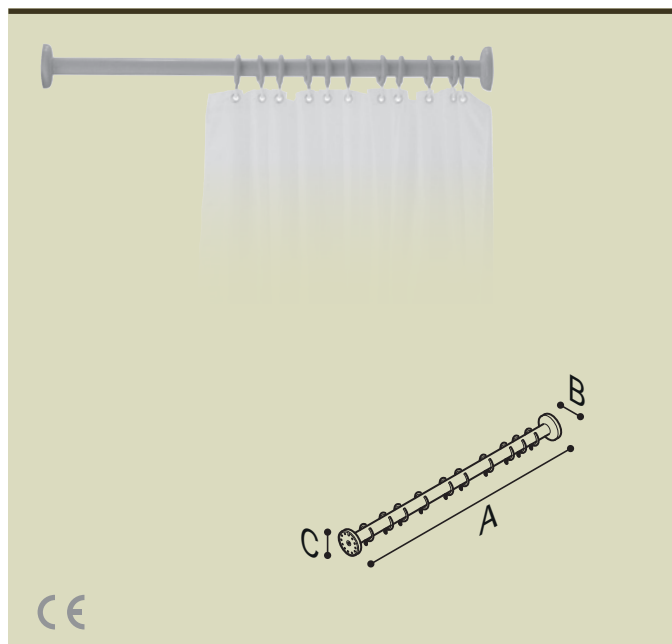


Safety handrail for corner installation

Grab rail Ø 33mm with vinyl coating and zinc-plated steel internal tube. Antislip coating, no junctions. Active and long lasting antimicrobial protection based on silver ions. Wall clearance 50 mm. Wall fixing kit Ø 72 mm. Concealed fixing kit. Fixing screws included. Fit for installation in bath and shower areas to enable the person to grab for standing and elevating from lower position. Left or right assembling. This article is manufactured in conformity of DIN 18040-1/2 norm. Available colours as per colour card.

| Code | Dimensions | |
|-------------------|--------------|-------------|
| | [AxBxC] mm. | [A1xB1] mm. |
| G27JBS02xx | 836x836x72 | 800x800 |
| G27JBS03xx | 1036x1036x72 | 1000x1000 |

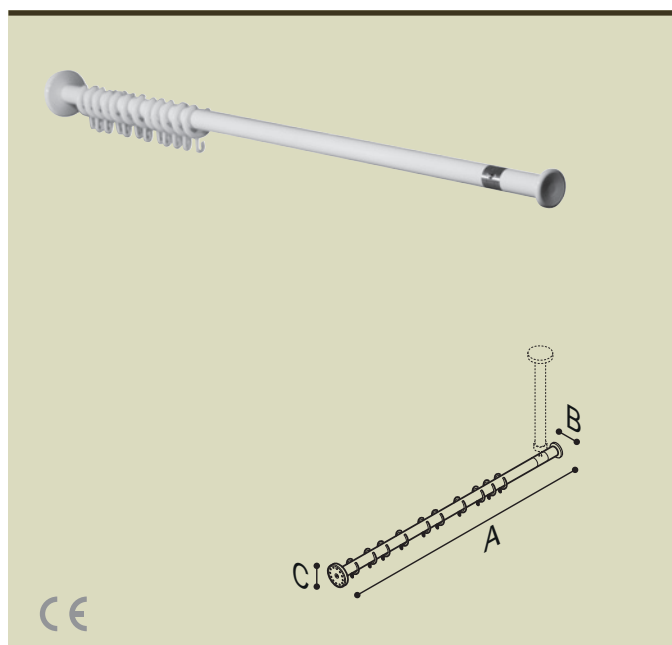




Shower curtain rods

Urban People shower curtain rods with polyamide coated rail Ø 33 mm having internal aluminium tube. Wall fixing kit Ø 72 mm in steel with cover flange. The rod can be shortened when assembling it. Equipped with POM curtain rings. Steel screws and bolts included. Available colours as per colour card.

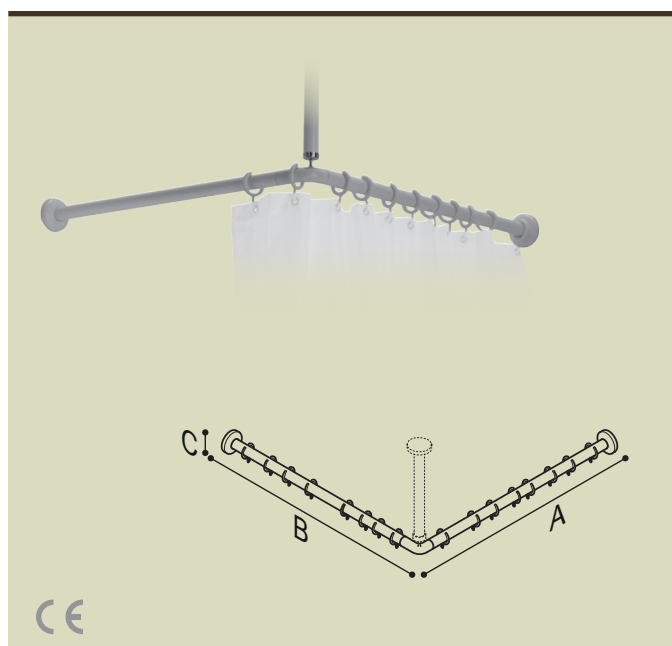
| Code | Dimensions [AxBxC] mm. | Rings |
|-------------------|---------------------------|-------|
| G27JRS02xx | 900x72x72 | 9 |
| G27JRS03xx | 1000x72x72 | 10 |
| G27JRS04xx | 1100x72x72 | 11 |
| G27JRS05xx | 1200x72x72 | 12 |
| G27JRS06xx | 1300x72x72 | 13 |
| G27JRS07xx | 1500x72x72 | 15 |
| G27JRS08xx | 1600x72x72 | 16 |
| G27JRS09xx | 1700x72x72 | 17 |



Straight shower curtain rods

Urban People shower curtain rods with polyamide coated rail Ø 33 mm having internal aluminium tube, suitable to be used as room partition. 1200 mm length. Fixing kit Ø 72 mm in steel with cover flange from one side and cover cap on the other one. The rod can be shortened when assembling it. Expandable by means of ceiling junctions to be selected from the same Series. Equipped with POM curtain rings. Fixing screws and bolts included. Available colours as per colour card.

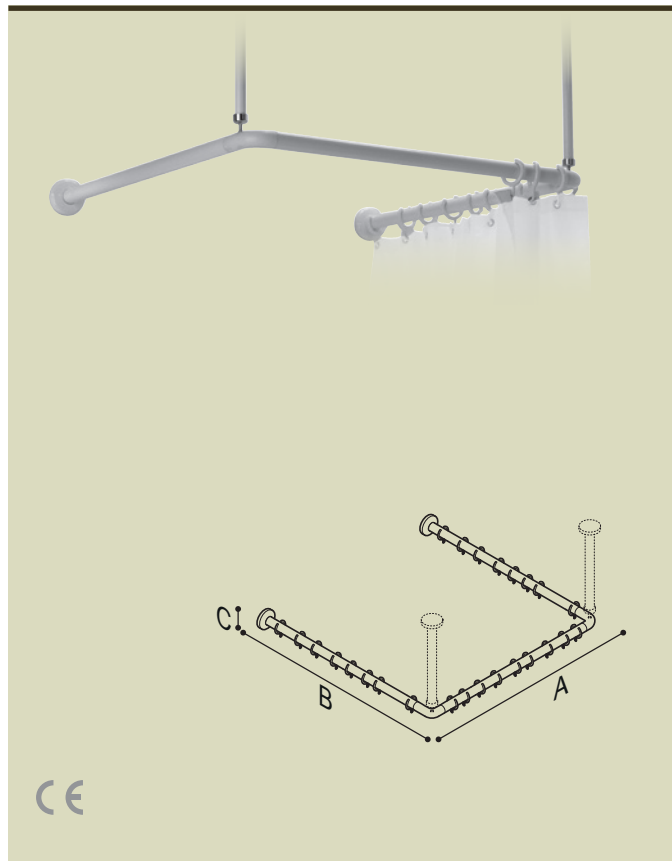
| Code | Dimensions [AxBxC] mm. | Rings |
|-------------------|---------------------------|-------|
| G27JRS32xx | 1500x72x72 | 6 |



L-shaped shower curtain rods

Urban People L-shaped shower curtain rods with polyamide coated rail Ø 33 mm having internal aluminium tube. Concealed wall fixing kit Ø 72 mm in steel with cover flange. The rod can be shortened when assembling it. Equipped with POM curtain rings. Fixing screws and bolts included. Available colours as per colour card.

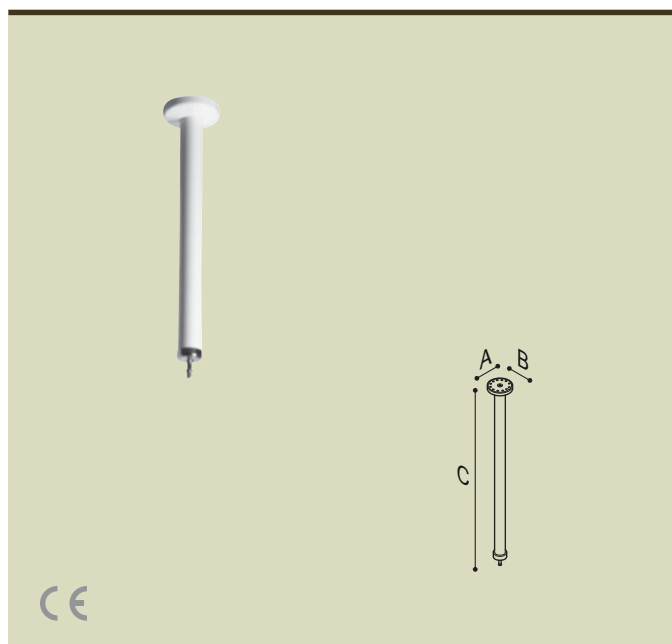
| Code | Dimensions [AxBxC] mm. | Rings |
|-------------------|---------------------------|-------|
| G27JRS11xx | 836x836x72 | 16 |
| G27JRS12xx | 936x936x72 | 18 |
| G27JRS13xx | 1036x1036x72 | 22 |
| G27JRS14xx | 1236x1236x72 | 25 |
| G27JRS15xx | 1536x1536x72 | 30 |



U-shaped shower curtain rods

Urban People U-shaped shower curtain rods with polyamide coated rail Ø 33 mm having internal aluminium tube. Concealed wall fixing kit Ø 72 mm in steel with cover flange. The rod can be shortened when assembling it. Equipped with POM curtain rings. Fixing screws and bolts included. The suitable curtains can be selected from the ones of Series Eifa. Available colours as per colour card.


| Code | Dimensions | | Rings |
|-------------------|----------------|----------|-------|
| | [AxBxC] mm. | [B1] mm. | |
| G27JRS22xx | 1072x1016,5x70 | 944,5 | 30 |
| G27JRS23xx | 1272x1216,5x70 | 1144,5 | 35 |
| G27JRS24xx | 1572x1516,5x70 | 1444,5 | 45 |



Junction rod for ceiling mounting

Urban People junction rod for shower rod ceiling mounting with polyamide coated rail Ø 33 mm having internal aluminium tube. Concealed wall fixing kit Ø 72 mm in steel with cover flange. The rod can be shortened when assembling it. Fixing steel screws and bolts included. Available colours as per colour card.

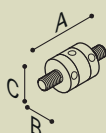

| Code | Dimensions | |
|-------------------|-------------|--|
| | [AxBxC] mm. | |
| G27JTS10xx | 72x72x400 | |
| G27JTS11xx | 72x72x500 | |
| G27JTS12xx | 72x72x600 | |
| G27JTS13xx | 72x72x1000 | |



Shower curtain ring

Shower curtain ring Y87JSS03 in polyoxymethylene (POM) with hook. High stiffness and low coefficient of friction. Brandname Delrin (DuPont).

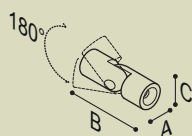
| Code | Dimensions | |
|-----------------|-------------|--|
| | [AxBxC] mm. | |
| Y87JSS03 | 57x9,5x80,4 | |



Connecting joint

Connecting joint in anodized aluminium. It is needed for connecting two curtain shower rods in order to extend an already installed shower rod.
Expansion bolts included.

| Code | Dimensions |
|-----------------|-------------|
| | [AxBxC] mm. |
| Y88SDS68 | 75x32x32 |

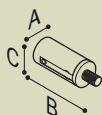



Ball joint

Ball joint specially conceived for ceiling mounting of shower curtain rods up to 180° in anodized aluminium.
Expansion bolts included.

| Code | Dimensions |
|-----------------|-------------|
| | [AxBxC] mm. |
| C91DFS01 | 98x32x32 |





Detachable joint

Joint for ceiling mounting of shower curtain rods in spring steel and aluminium, suitable for a tensile load on or about 50 Kilos for suicide prevention purpose. Expansion bolts included.

Code

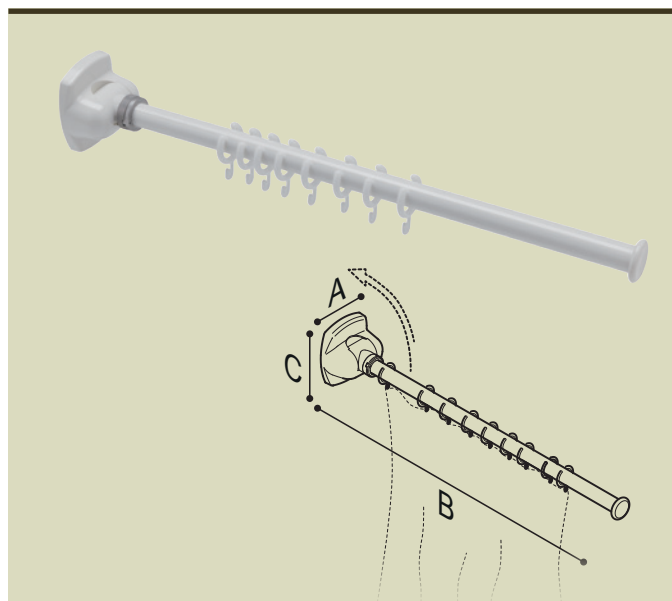
Dimensions

[AxBxC] mm.

Y88JNS17

32x88x32

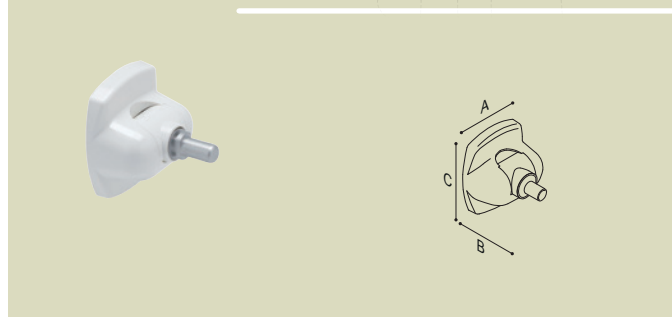




Folding shower splash guard, with removable rod
Urban People folding shower splash guard rod.
Dimension 800 mm. Wall fixing plate in stainless steel with Nylon cover. Polyamide rod with internal aluminium tube, complete with 9 shower curtain rings in polyoxymethylene (POM). Concealed wall fixing kit. Available colours as per colour card.

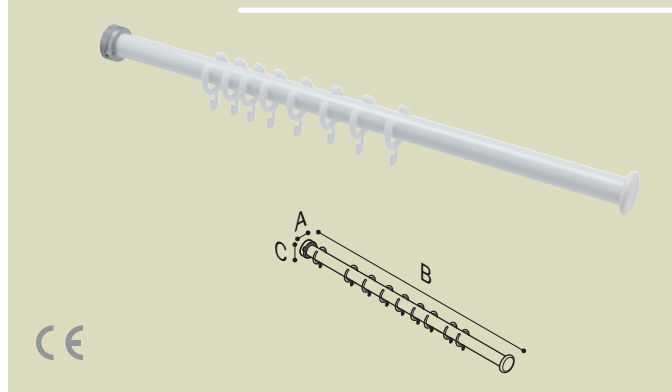
This rod cannot be used as grab support.

| Code | Dimensions [AxBxC] mm. |
|-------------------|---------------------------|
| G27JCS48xx | 110x800x130,5 |



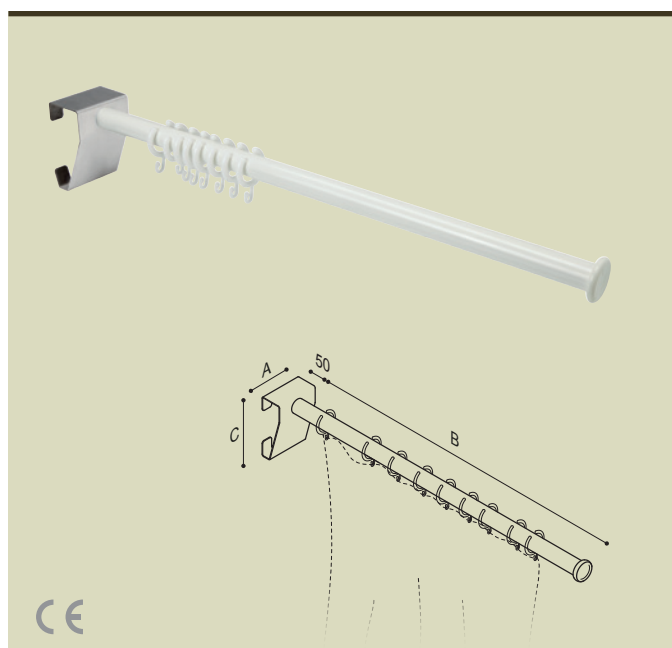
Wall fixing system, cover in polyamide and internal plate in stainless steel. Concealed fixing kit. Suitable for insertion of removable shower rod. Available colours as per colour card.

| Code | Dimensions [AxBxC] mm. |
|-------------------|---------------------------|
| Y87JIS48xx | 110x115x130 |



Polyamide rod with internal aluminium tube to be assembled only on wall fixing system Y87JIS48xx, complete with 9 shower curtain rings in polyoxymethylene (POM). Available colours as per colour card.

| Code | Dimensions [AxBxC] mm. |
|-------------------|---------------------------|
| Y87JCS48xx | 49,5x786x49,5 |

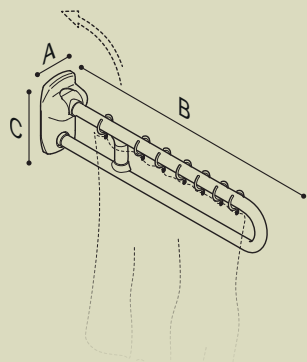



Removable shower splash guard rod
Urban People shower splash guard rod. Rod dimension 800 mm. Wall fixing plate in stainless steel. Rod with internal aluminium tube, polyamide coated, complete with 9 shower curtain rings in polyoxymethylene (POM).

This rod cannot be used as grab support.

| Code | Dimensions [AxBxC] mm. |
|-------------------|---------------------------|
| G27JCS80xx | 100x850x145 |

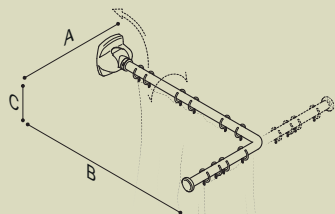





Folding shower splash guard grab rail

Urban People folding shower splash guard grab rail, having dimension 850 mm, with stepless braking system, upper and lower position folding. Wall fixing plate in stainless steel with polyamide cover. Grab rail Ø 33mm with vinyl coating and zinc-plated steel internal tube. Antislip coating, no junctions. Active and long lasting antimicrobial protection based on silver ions. Concealed fixing kit. Wall fixing screws not included. Suitable fixing kit to be chosen considering wall type and available from our selection (special steel execution to be chosen). Loading in conformity with DIN 18040-1/2 norm. Available colours as per colour card. Shower curtain rings in polyoxymethylene (POM) included. This grab rail can be used as support for standing or elevating from a lower position.

| Code | Dimensions [AxBxC] mm. | Rings |
|-------------------|---------------------------|-------|
| G27JCS33xx | 110x850x205 | 9 |

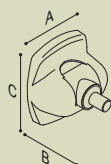


Folding shower splash guard, with L-shaped removable rod

Urban People folding shower splash guard rod. Dimension 800 x 370 mm. Wall fixing plate in stainless steel with Nylon cover. L-shaped steel, epoxy finish, rod complete with 9 shower curtain rings in polyoxymethylene (POM). Concealed wall fixing kit. Available colours as per colour card.

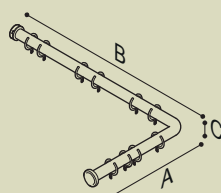

This rod cannot be used as grab support.

| Code | Dimensions [AxBxC] mm. | Rings |
|-------------------|---------------------------|-------|
| G27JCS49xx | 370x800x130 | 9 |



Wall fixing system, cover in polyamide and internal plate in stainless steel. Concealed fixing kit. Suitable for insertion of removable shower rod. Available colours as per colour card.

| Code | Dimensions [AxBxC] mm. |
|-------------------|---------------------------|
| Y87JIS48xx | 110x115x130 |














L-shaped steel, epoxy finish, rod insertable only on wall fixing system Y87JIS48xx, complete with 9 shower curtain rings in polyoxymethylene (POM). Available colours as per colour card.

| Code | Dimensions [AxBxC] mm. |
|-------------------|---------------------------|
| Y87JCS49xx | 370x685x40 |



Grab Rails - Urban People Range

| | |
|---|--|
|   | <p>Slotted cover flange Y87JIS29 for shower handrails and corner grab rails. Made of polyamide. Active and long lasting antimicrobial protection based on silver ions.</p> <p>Code</p> <p>Y87JIS29xx</p> |
|   | <p>Cover flange, no cutting, Y87JIS30 for grab rails, shower handrails and corner grab rails. Made of polyamide. Active and long lasting antimicrobial protection based on silver ions.</p> <p>Code</p> <p>Y87JIS30xx</p> |
|  | <p>Polyamide cover cap Y87JIS20xx fit for shower splash guard rod.</p> <p>Code</p> <p>Y87JIS20xx</p> |
|   | <p>Wall fixing cover plate Y87JIS40xx fit for folding shower grab rails of Urban People range. Active and long lasting antimicrobial protection based on silver ions. Available colours as per colour card.</p> <p>Code</p> <p>Y87JIS40xx</p> |
|  | <p>Wall fixing base plate for wall fixing system used for folding grab rail and seats of Urban People range. The body is made of polyamide available in black colour only.</p> <p>Code</p> <p>Y87JIS46</p> |
|   | <p>Vinyl cover flange for wall grab rails fit for all wall grab rails of Urban People range. Active and long lasting antimicrobial protection based on silver ions. Available colours as per colour card.</p> <p>Code</p> <p>Y87JIS42xx</p> |
|  | <p>Connecting joint in anodized aluminium with threaded pin for connecting the ceiling shower curtain rod.</p> <p>Code</p> <p>Y88JNS07</p> |

Polished Stainless steel Range Features

An imperishable material, such as bright polished stainless steel combined with a classic linear shape are the main characteristics of this collection, offering the advantage of a longer life and easy cleaning. This range is fit for private houses but can also be ideal in busy public environments.

Materials

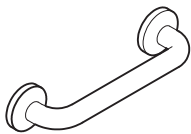
- Stainless steel AISI 304

Main peculiarities

- Bright finish
- No visible screws
- Smooth linear shape with no junctions between straight and curved elements
- Perfect for busy environments

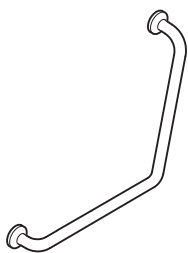


Basin area




Safety grab rails
Page 74

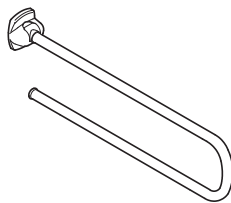
WC area



Safety corner grab rails
Page 74



Safety corner grab rail
Page 74




Safety folding grab rails
Page 75

Shower area



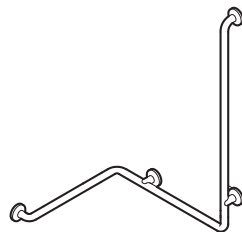
Safety corner shower handrails
Page 75



Vertical safety grab rails
Page 75

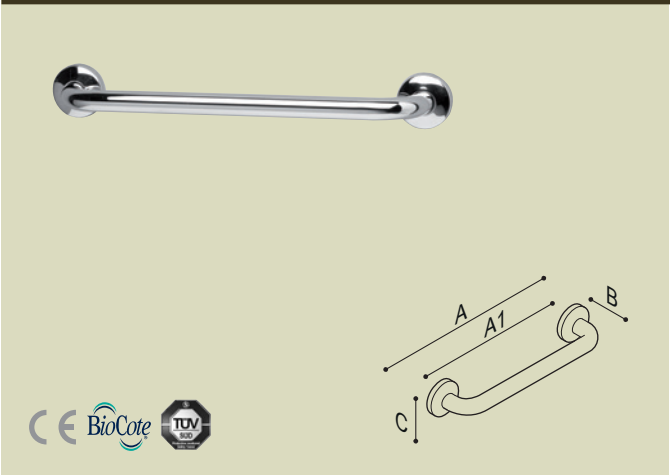


Safety corner grab rails
Page 76



Safety handrails with
vertical arm
Page 76

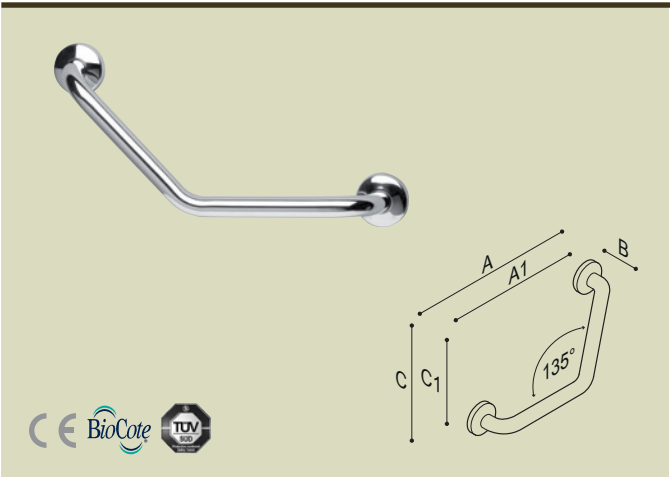




Straight safety grab rails

Polished Stainless steel straight safety grab rail, Ø 32x1.5 mm in AISI 304 stainless steel, no junctions. Wall clearance 50 mm. Concealed wall fixing kit Ø 80 mm with stainless steel flange cover and flange, fixing screws included.

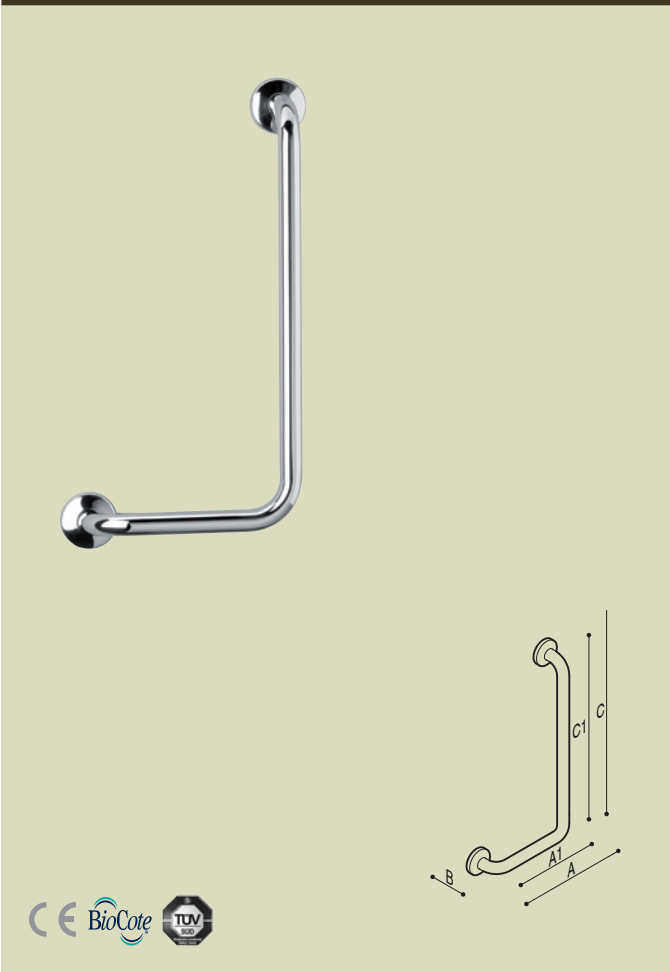
| Code | Dimensions | |
|-----------------|-------------|----------|
| | [AxBxC] mm. | [A1] mm. |
| G29JAS01 | 350x100x80 | 270 |
| G29JAS02 | 450x100x80 | 370 |
| G29JAS03 | 550x100x80 | 470 |
| G29JAS05 | 700x100x80 | 620 |



Safety corner grab rail 135°

Polished Stainless steel safety corner grab rail, Ø 32x1.5 mm in AISI 304 stainless steel, no junctions. Dimensions 555x275 mm. Wall clearance 50 mm. Concealed wall fixing kit Ø 80 mm with stainless steel flange cover and flange, fixing screws included. Horizontal and vertical adjustment. Fit for installation in bath and toilet areas, to enable the person to grab for elevating from lower position.

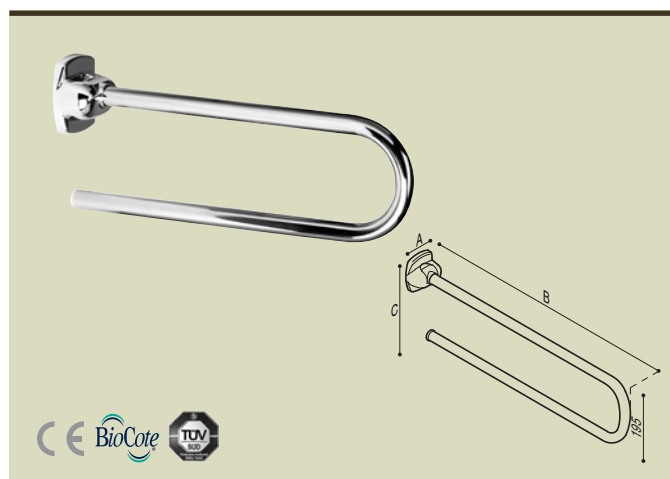
| Code | Dimensions | |
|-----------------|-------------|-------------|
| | [AxBxC] mm. | [A1xC1] mm. |
| G29JAS08 | 555x100x275 | 475x195 |



Safety corner grab rail 90°

Polished Stainless steel safety corner grab rail, Ø 32x1.5 mm in AISI 304 stainless steel, no junctions. Dimensions 600x350 mm. Wall clearance 50 mm. Concealed wall fixing kit Ø 80 mm with stainless steel flange cover and flange, fixing screws included. Horizontal and vertical adjustment. Fit for installation in bath and toilet areas, to enable the person to grab for elevating from lower position.

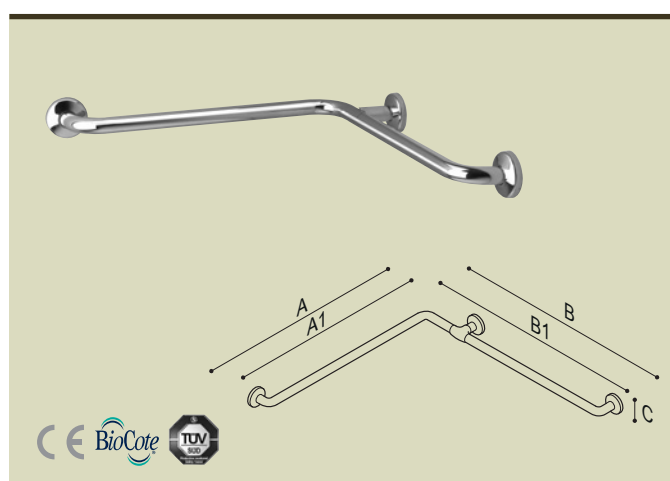
| | | |
|---|---------------------|-----------------|
|  | Left handed | G29JBL19 |
| | Dimensions [AxBxC] | 350x100x660 mm |
|  | Right handed | G29JBR19 |
| | Dimensions [AxBxC] | 350x100x660 mm |



Safety folding grab rails

Polished Stainless steel safety folding grab rail with stepless braking system, upper and lower position folding. Wall fixing plate in stainless steel with PVD surface treatment cover. Grab rail, Ø 32x1.5 mm in AISI 304 stainless steel, no junctions. Concealed wall fixing kit. Wall fixing screws not included. Suitable fixing kit to be chosen considering wall type (special steel execution to be chosen).

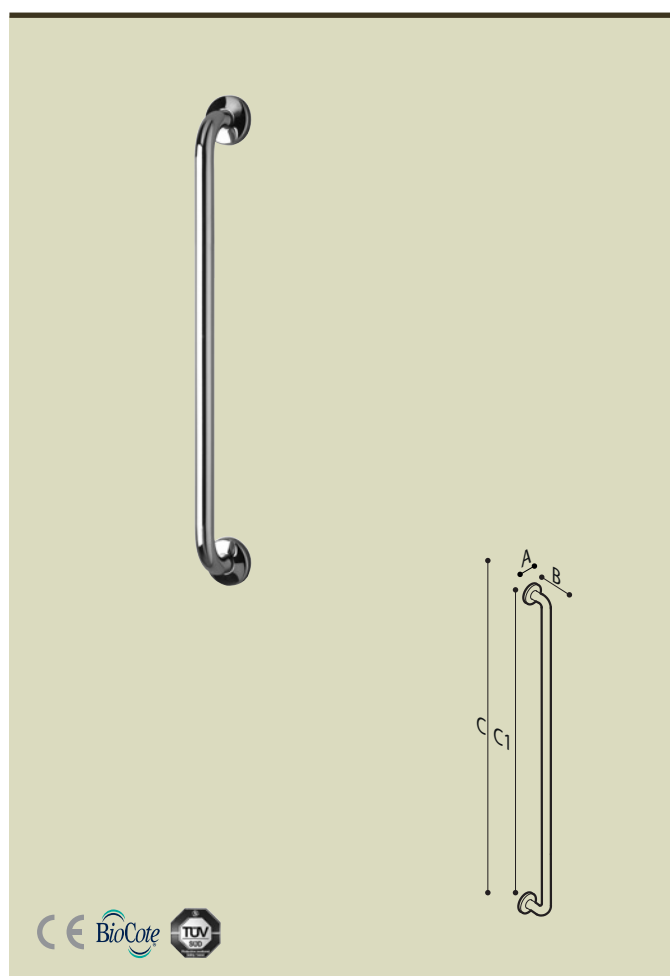
| Code | Dimensions |
|-----------------|-------------|
| | [AxBxC] mm. |
| G29JCS12 | 111x600x245 |



Safety handrail for corner installation

Polished Stainless steel safety handrail, Ø 32x1.5 mm in AISI 304 stainless steel, no junctions. Wall clearance 50 mm. Concealed wall fixing kit Ø 80 mm with stainless steel flange cover and flange, fixing screws included. Fit for installation in bath and toilet areas, to enable the person to grab for elevating from lower position. Left or right assembling.

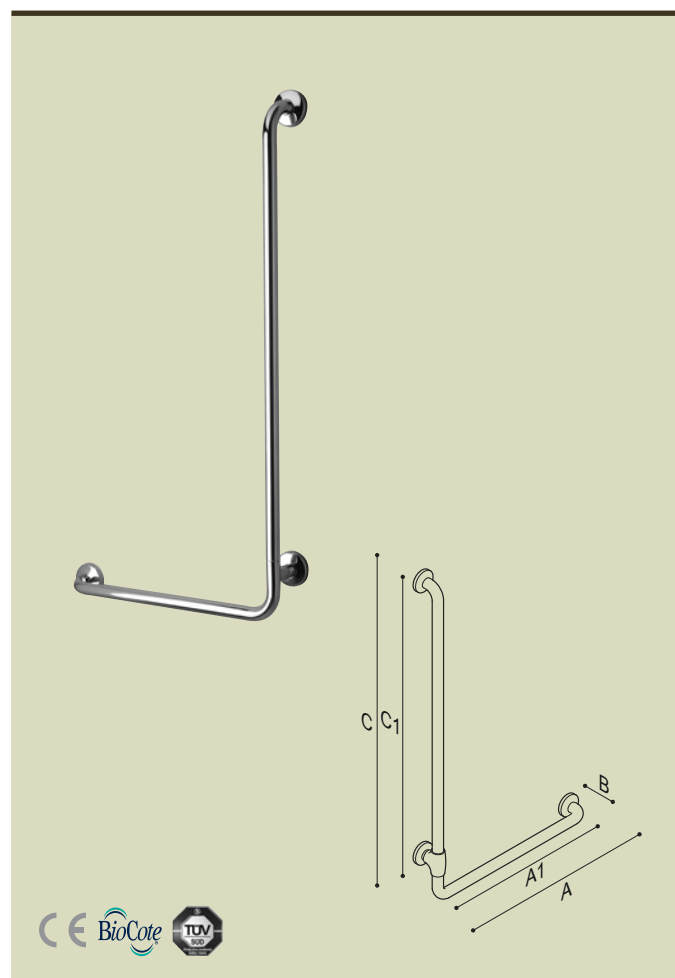
| Code | Dimensions | |
|-----------------|-------------|-------------|
| | [AxBxC] mm. | [A1xB1] mm. |
| G29JBS01 | 660x660x80 | 580x580 |



Safety vertical shower grab rail

Polished Stainless steel safety grab rail, Ø 32x1.5 mm in AISI 304 stainless steel, no junctions. Wall clearance 50 mm. Concealed wall fixing kit Ø 80 mm with stainless steel flange cover and flange, fixing screws included. Fit for installation in bath and toilet areas, to enable the person to grab for elevating from lower position.

| Code | Dimensions | |
|-----------------|-------------|----------|
| | [AxBxC] mm. | [C1] mm. |
| G29JAS09 | 80x100x1200 | 1120 |



Safety grab rail with 90° corner

Polished Stainless steel safety corner grab rail, Ø 32x1.5 mm in AISI 304 stainless steel, no junctions. Dimensions 600x1200 mm. Wall clearance 50 mm.

Concealed wall fixing kit Ø 80 mm with stainless steel flange cover and flange, fixing screws included.

Fit for installation in bath and toilet areas, to enable the person to grab for elevating from lower position.



Left handed

G29JBL20

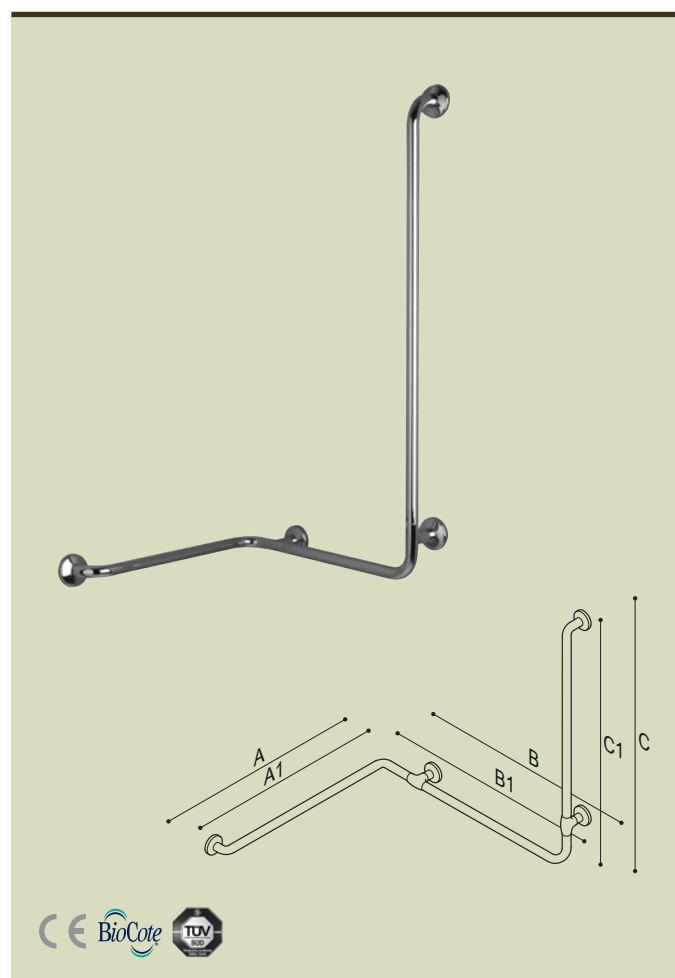
Dimensions [AxBxC] 660x100x1200 mm



Right handed

G29JBR20

Dimensions [AxBxC] 660x100x1200 mm



Safety handrail for corner with vertical arm at one end

Polished Stainless steel safety handrail for corner installation with vertical arm

Dimensions: A=1200mm, B=660mm, C=660mm.

Grab rail, Ø 32x1.5 mm in AISI 304 stainless steel, no junctions. Dimensions 600x1200 mm.

Wall clearance 50 mm.

Concealed wall fixing kit Ø 80 mm with stainless steel flange cover and flange, fixing screws included.

Fit for installation in bath and toilet areas, to enable the person to grab for elevating from lower position.



Left handed

G29JBL06

Dimensions [AxBxC] 660x660x1200 mm



Right handed

G29JBR06

Dimensions [AxBxC] 660x660x1200 mm

Seats and Stools

Thinking about safety for everybody inside the bathroom, we rarely take into consideration one of the most useful and indispensable safety elements: a seat. As a matter of fact, and regardless the age, sex, or motion ability, anyone of us may better perform our daily activities inside the bathroom in a seated position, for example washing our face, taking a shower or getting ready for a bath. Based upon this concept, Ponte Giulio has created a wide range of seats, stools and benches designed to meet different needs with the aim of making any bathroom environment safe and comfortable.

Materials

Considering the variety of products the most common are:

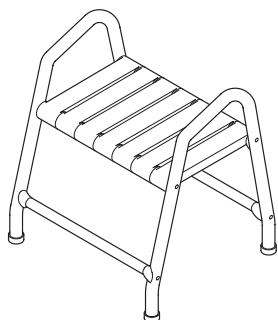
- Stainless steel AISI 304
- Zinc-plated steel
- Vinyl
- Acrylonitrile butadiene styrene (ABS)
- Polyamide

For specific reference of material involved see each single item.



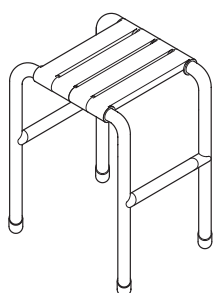
Seats and stools

Basin area

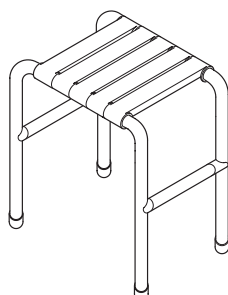


Shower stool with handles
Page 80

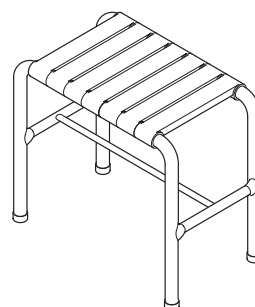
Shower area



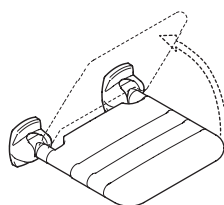
Shower stool
Page 80



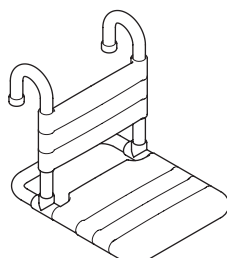
Shower stool
Page 80



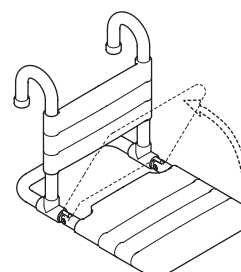
Shower bench
Page 81



Shower folding seat
Page 81

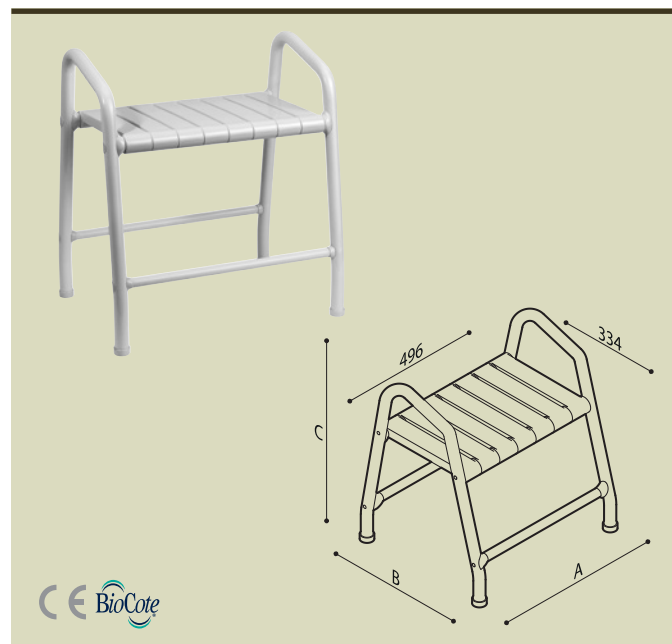


Removable hanging shower seat
Page 82



Removable hanging and folding shower seat
Page 82

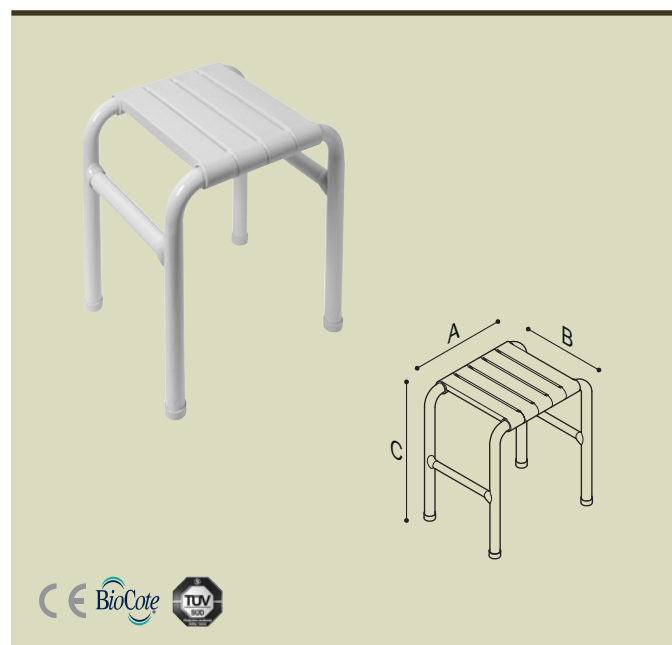




Shower stool with handles

Shower stool with seat surface of 480mm x 330 mm, 465 mm high, slats made of high quality polyamide-6, tubular structure with side grab rails in zinc-plated steel inside tube and vinyl coating, having active and long lasting antimicrobial protection based on silver ions. Side tubular rod for better stability and safety. Available in standard colours: (D2) Gray Stone, (D4) Dark Gray, (I1) Ivory, (I2) Biscuit, (P4) Prune, (R7) Ruby Red, (W1) White, (Y3) Light Yellow.

| Code | Dimensions [AxBxC] mm. |
|-------------------|---------------------------|
| G01JDS44xx | 593x458x680 |



Shower stool

Shower stool with seat surface of 248mm x 334 mm, 500 mm high, slats made of high quality polyamide-6, tubular structure with side grab rails in zinc-plated steel inside tube and vinyl coating, having active and long lasting antimicrobial protection based on silver ions. Available in standard colours: (D2) Gray Stone, (D4) Dark Gray, (I1) Ivory, (I2) Biscuit, (P4) Prune, (R7) Ruby Red, (W1) White, (Y3) Light Yellow.

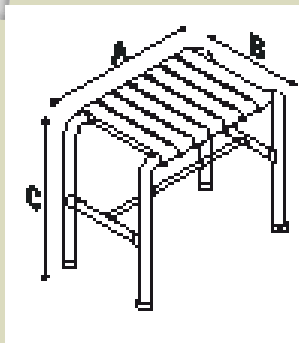
| Code | Dimensions [AxBxC] mm. |
|-------------------|---------------------------|
| G40JDS30xx | 334x385x500 |



Shower stool

Shower stool with seat surface of 310 mm x 334 mm, 500 mm high, slats made of high quality polyamide-6, tubular structure with side grab rails in zinc-plated steel inside tube and vinyl coating, having active and long lasting antimicrobial protection based on silver ions. Available in standard colours: (D2) Gray Stone, (D4) Dark Gray, (I1) Ivory, (I2) Biscuit, (P4) Prune, (R7) Ruby Red, (W1) White, (Y3) Light Yellow.

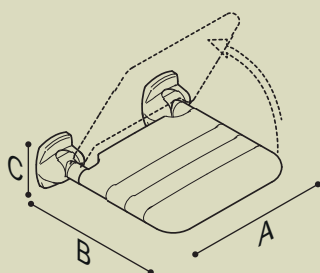
| Code | Dimensions [AxBxC] mm. |
|-------------------|---------------------------|
| G40JDS31xx | 334x410x500 |



Shower stool

Shower stool with seat surface of 496 mm x 334 mm, 500 mm high, slats made of high quality polyamide-6, tubular structure with side grab rails in zinc-plated steel inside tube and vinyl coating, having active and long lasting antimicrobial protection based on silver ions. Available in standard colours: (D2) Gray Stone, (D4) Dark Gray, (I1) Ivory, (I2) Biscuit, (P4) Prune, (R7) Ruby Red, (W1) White, (Y3) Light Yellow.

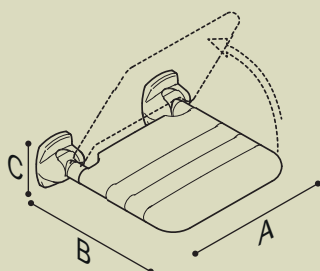
| Code | Dimensions |
|-------------------|-------------|
| | [AxBxC] mm. |
| G01JDS41xx | 630x334x500 |



Folding shower seat

Folding shower seat for wall assembling with slats made of high quality polyamide-6, seat surface 334 mm x309 mm in high quality polyamide coating, tubular structure in zinc-plated steel inside tube and vinyl coating, having active and long lasting antimicrobial protection based on silver ions. Two steel wall fixing plates with plastic covers. Space saving in upper folded position. Easy assembling. Wall fixing screws and bolts not included. Suitable fixing kit to be chosen considering wall type and available from our selection (special steel execution to be chosen). Loading capacity in conformity of DIN 18040-1/2 norm. Available in standard colours: (D2) Gray Stone, (D4) Dark Gray, (I1) Ivory, (I2) Biscuit, (P4) Prune, (R7) Ruby Red, (W1) White, (Y3) Light Yellow.

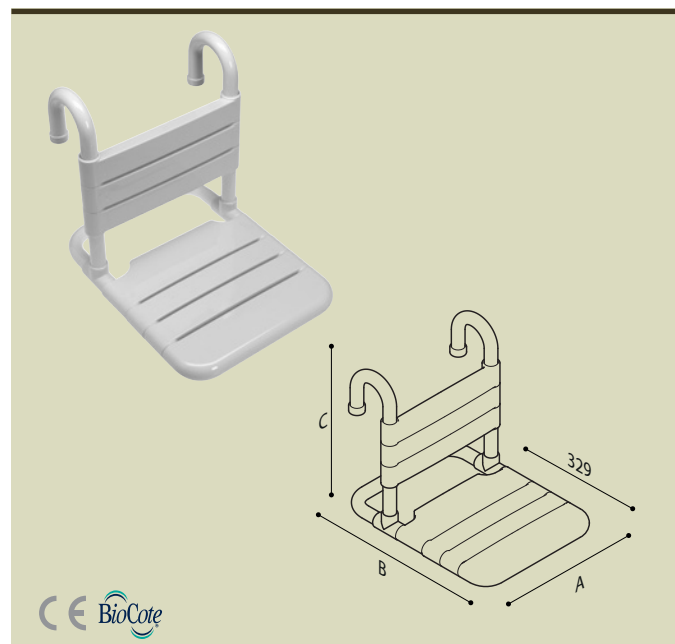
| Code | Dimensions |
|-------------------|-------------|
| | [AxBxC] mm. |
| G27JDS01xx | 334x380x130 |



Folding shower seat

Folding shower seat for wall assembling with slats made of high quality polyamide-6, seat surface 381 mm x309 mm in high quality polyamide coating, tubular structure in zinc-plated steel inside tube and vinyl coating, having active and long lasting antimicrobial protection based on silver ions. Two steel wall fixing plates with plastic covers. Space saving in upper folded position. Easy assembling. Wall fixing screws and bolts not included. Suitable fixing kit to be chosen considering wall type and available from our selection (special steel execution to be chosen). Loading capacity in conformity of DIN 18040-1/2 norm. Available in standard colours: (D2) Gray Stone, (D4) Dark Gray, (I1) Ivory, (I2) Biscuit, (P4) Prune, (R7) Ruby Red, (W1) White, (Y3) Light Yellow.

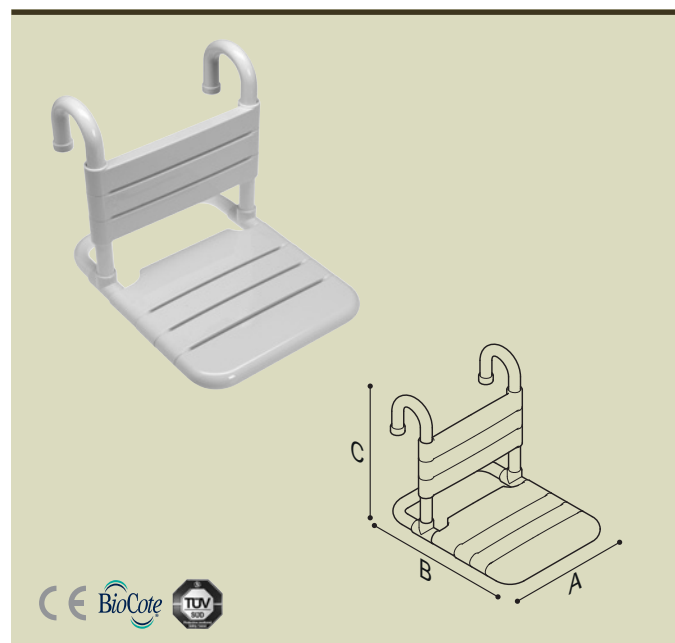
| Code | Dimensions |
|-------------------|-------------|
| | [AxBxC] mm. |
| G27JDS02xx | 381x380x130 |



Removable hanging shower seat

Removable hanging shower seat for wall assembling with polyamide-6 slats, to be hanged on straight grab rails of Series Maxima and Urban People. Surface 330 mm x 329 mm in, tubular structure in zinc-plated steel inside tube and vinyl coating, having active and long lasting antimicrobial protection based on silver ions. Slat back rest included. Loading capacity in conformity of DIN 18040-1/2 norm. Available in standard colours: (D2) Gray Stone, (D4) Dark Gray, (I1) Ivory, (I2) Biscuit, (P4) Prune, (R7) Ruby Red, (W1) White, (Y3) Light Yellow.

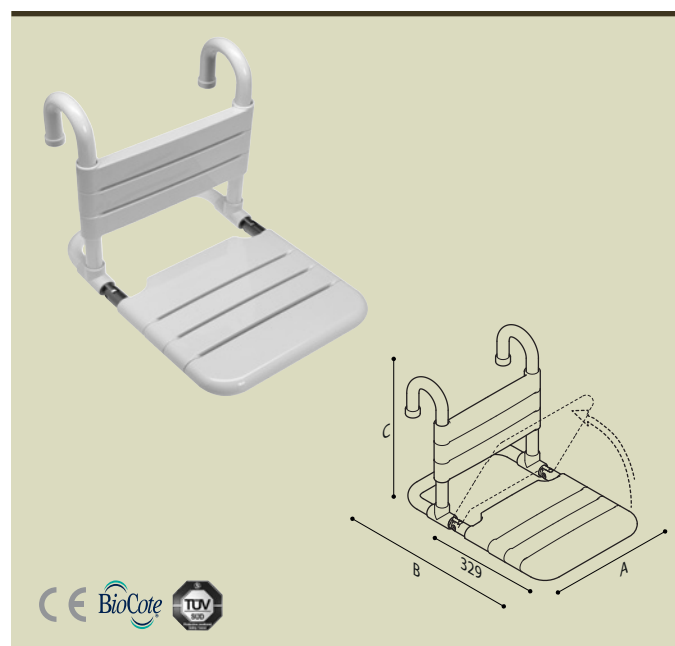
| Code | Dimensions [AxBxC] mm. |
|-------------------|---------------------------|
| G40JDS17xx | 334x510,5x449,5 |



Removable hanging shower seat

Removable hanging shower seat for wall assembling with polyamide-6 slats, to be hanged on straight grab rails of Series Maxima and Urban People. Surface 388x329 mm., tubular structure in zinc-plated steel inside tube and vinyl coating, having active and long lasting antimicrobial protection based on silver ions. Slat back rest included. Loading capacity in conformity of DIN 18040-1/2 norm. Available in standard colours: (D2) Gray Stone, (D4) Dark Gray, (I1) Ivory, (I2) Biscuit, (P4) Prune, (R7) Ruby Red, (W1) White, (Y3) Light Yellow.

| Code | Dimensions [AxBxC] mm. |
|-------------------|---------------------------|
| G40JDS41xx | 388x510,5x449,5 |



Removable hanging and folding shower seat

Removable hanging and folding shower seat for wall assembling with polyamide-6 slats, to be hanged on straight grab rails of Series Maxima and Urban People. Surface 388x329 mm., tubular structure in zinc-plated steel inside tube and vinyl coating, having active and long lasting antimicrobial protection based on silver ions. Slat back rest included. Loading capacity in conformity of DIN 18040-1/2 norm. Available in standard colours: (D2) Gray Stone, (D4) Dark Gray, (I1) Ivory, (I2) Biscuit, (P4) Prune, (R7) Ruby Red, (W1) White, (Y3) Light Yellow.

| Code | Dimensions [AxBxC] mm. |
|-------------------|---------------------------|
| G40JDS40xx | 388x572x449,5 |

Bath accessories

Features

The personalisation of a bathroom environment can easily be achieved with simple additions such as a mirror or a cloth holder.

Ponte Giulio offers products suitable for a variety of uses both in domestic or public areas, hospitals or hotels, supplying technical and aesthetic solutions suitable for many uses, and offering enhanced safety, quality and style.

Materials

Considering the variety of products the most common are:

- Stainless steel AISI 304
- Polyamide
- Aluminium
- Glass
- Polymethylmethacrylate (PMMA)
- Polyoxymethylene (POM)

For specific reference of material involved see each single item.

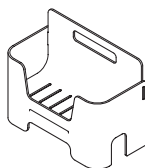


Bath accessories

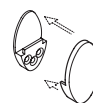
Basin area



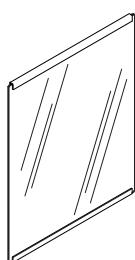
Corner sponge holder
Page 86



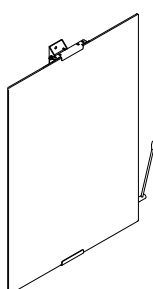
Box holder
Page 86



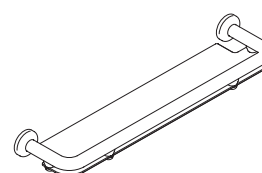
Mirror holder
Page 87



Tilting mirror
Page 87

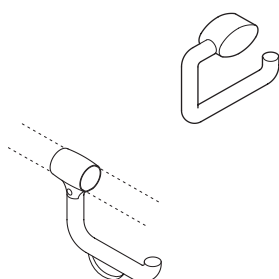


Tilting mirror
Pages 88

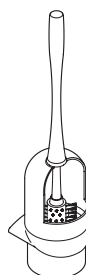


Shelf with tubular frame
Pages 86

WC area

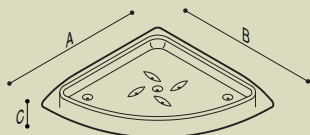


Paper roll holder
Page 89



Toilet brush holder
Page 88

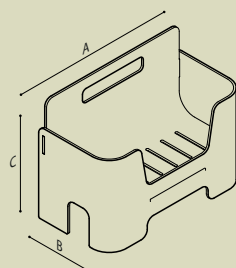




Corner sponge holder

Corner sponge holder in polyamide for corner shower.
Dimension: 150x150 mm, with water outflow hole.
Concealed wall fixing kit. Wall fixing screws and bolts included. Available colours as per colour card.

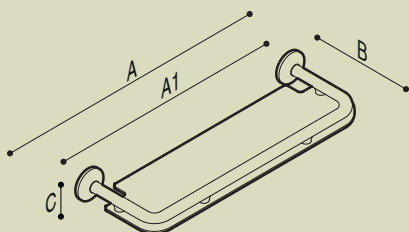
| Code | Dimensions [AxBxC] mm. |
|-------------------|---------------------------|
| F17AON01xx | 150x150x38 |



Portable box container

The portable box container with handle in Polymethylmetracylate (PMMA) is conceived to easily carry bathroom items inside the building. Equipped with water outflow cuttings.
Sizes: 225 mm wide x 170 mm high x 125 mm deep.
Suitable for use on shower handrails of Maxima and Urban People range.

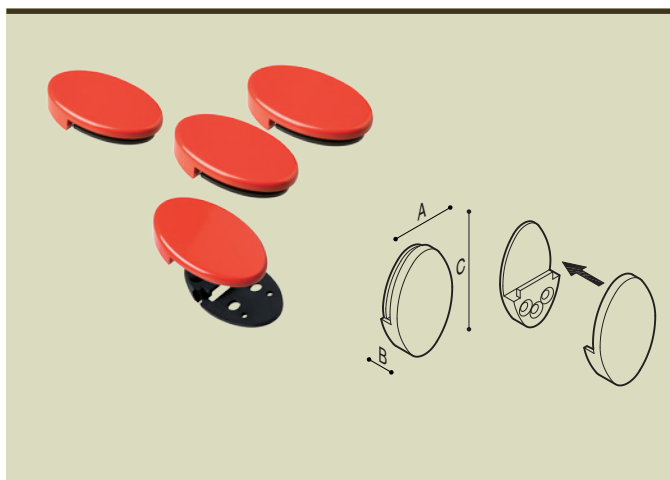
| Code | Dimensions [AxBxC] mm. | Line |
|-----------------|---------------------------|--------------|
| F41ANS03 | 225x134x170 | Maxima |
| F41ANS04 | 225x116x170 | Urban people |



Shelf with grab rail

Shelf for throughout mirror having grab rail frame, width 720 mm, depth 162 mm, wall clearance 20 mm. 6 mm safety glass shelf. Concealed wall fixing kit by means of steel flange Ø 72 mm. Fixing screws and bolts included. The frame is a grab rail Ø 33 mm fit for grasping, having active and long lasting antimicrobial protection based on silver ions, and preventing possible falling down of the entire item. Available colours as per colour card.

| Code | Dimensions [AxBxC] mm. |
|-------------------|---------------------------|
| G27JQS01xx | 792x185x72 |

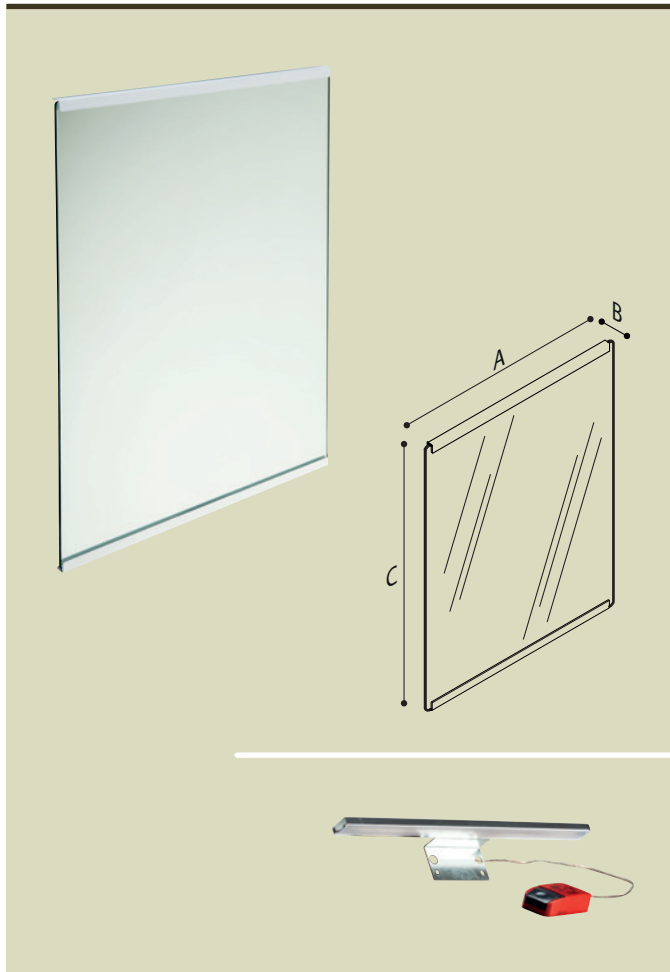
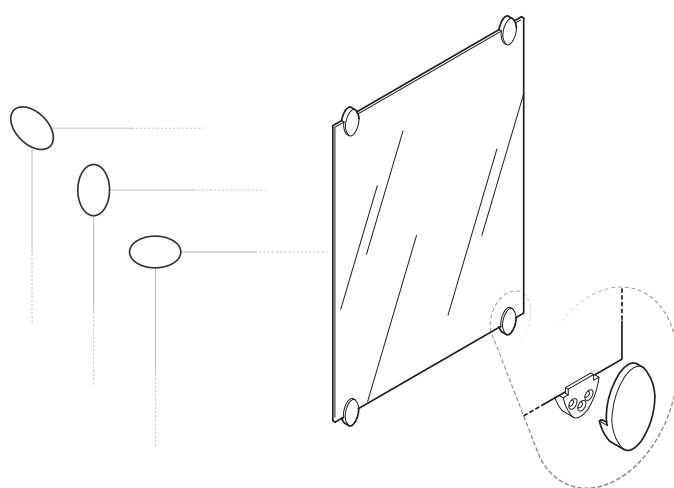


Mirror wall assembling kit

Mirror wall assembling kit in Polyamide. Straight or diagonal or horizontal assembling. Fit for mirror with 4 up to 6 mm thickness. Concealed wall fixing kit. Steel screws and bolts included.

Available colours as per colour card.

| Code | Dimensions [AxBxC] mm. |
|-------------------|---------------------------|
| F17ATN01xx | 39x12x63 |



Tilting mirror

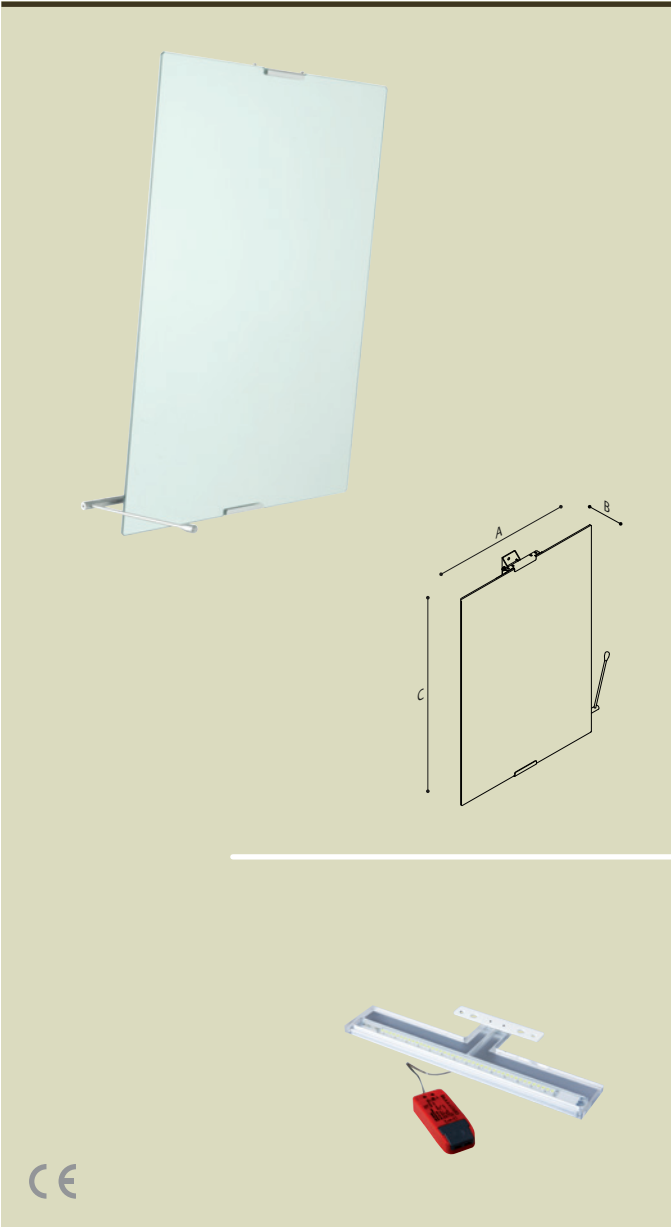
Tilting mirror, from 0° up to 12°, having linear nice aesthetic appearance, easy cleaning, safe structure free from any kind of elements which may cause accidents. The article is composed of wall fixing kit with joint having fall protection clutch by means of satin aluminum plate. The mirror with 5 mm thickness, controlled breakability Class 2B in conformity of UNI EN 12600 Norm, is fixed to a galvanized steel mounting bracket by means of two stainless steel brackets, which are epoxy polyester powder painted in the colours indicated in the catalogue. It is already prepared for the installation of a light. High percentage recycled and recyclable and environmental friendly raw materials are used for its manufacture.

| Code | Dimensions [AxBxC] mm. |
|-----------------|---------------------------|
| F41JPS27 | 450x72x600 |
| F41JPS28 | 700x72x750 |

Light

Light with aluminium body and LED lighting rail 10 Watt - 600 Lumen. Power supply 12 V Dc.

| Code |
|-----------------|
| Y91ASS08 |



Tilting mirror with light and control lever


Tilting mirror made of 5 mm safety glass, equipped with LED light lamp. Safety glass in conformity to the UNI 7697 Norm. Equipped with satin stainless steel control lever, it can be assembled in right or left position depending on the application. Wall fixing support and tilting device in painted steel. LED Light with Plexiglas housing.

Mirror dimension: Height 690 mm, Width 500 mm.
Length of control lever 210 mm.

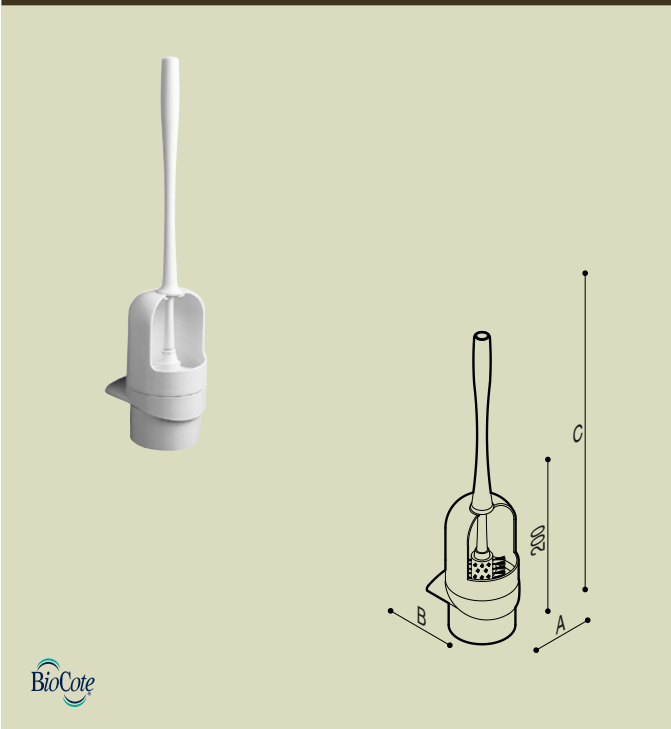
| Code | Dimensions [AxBxC] mm. |
|-------------------|---------------------------|
| F47JPS02xx | 557x255,2x700 |

Light

Light with PMMA body and LED lighting rail 10 Watt - 600 Lumen. Power supply 12 V Dc.



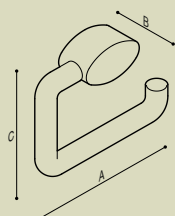
| Code |
|-----------------|
| Y91ASS02 |



Toilet brush holder complete with brush

Toilet brush holder for wall or standing assembling, complete with brush having long self-centering ergonomic grip shank, swivel housing container 200 mm high, diameter 100 mm in high quality polyamide. Total height 490 mm. Concealed wall fixing kit. Active and long lasting antimicrobial protection based on silver ions. Brush and gripp shank do not get in touch with container bottom, remaining hanging inside. Fixing screws and bolts included. Available colours as per colour card.

| Code | Dimensions [AxBxC] mm. |
|-------------------|---------------------------|
| F17AHN01xx | 105x115x490 |

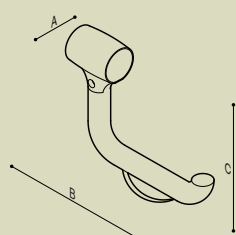



Paper roll holder

Paper roll holder suitable for wall installation, in vinyl, having active and long lasting antimicrobial protection based on silver ions. Positioning at choice and depending on necessity. Concealed wall fixing kit. Steel screws and bolts included. Available colours as per colour card.

| Code | Dimensions [AxBxC] mm. |
|------|---------------------------|
|------|---------------------------|

| | |
|-------------------|------------|
| F17AGN04xx | 150x35x121 |
|-------------------|------------|



Paper roll holder for installation on grab rail

Paper roll holder F17AGN03 suitable for immediate or succeeding assembling on folding safety grab rails with a diameter between 31 and 35 mm in vinyl, having active and long lasting antimicrobial protection based on silver ions. Positioning at choice and depending on necessity, equipped with paper roll brake. Available colours as per colour card.

| Code | Dimensions [AxBxC] mm. |
|------|---------------------------|
|------|---------------------------|

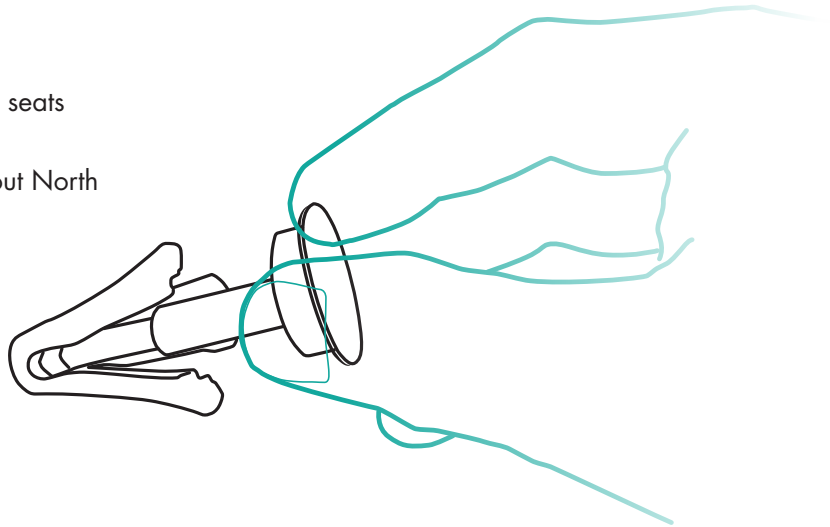
| | |
|-------------------|------------|
| F17AGN03xx | 37x175x155 |
|-------------------|------------|

Wingits®

The worlds strongest stud wall fixing system

Features

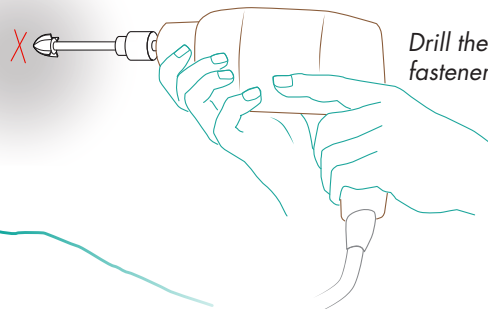
- Eliminates the need to reinforce stud walls
- Never loosens
- Waterproof and fire resistant
- Unequalled strength
- Used to install Ponte Giulio grab rails and seats
- Been in use for over 15 years
- Used by every major hotel chain throughout North America



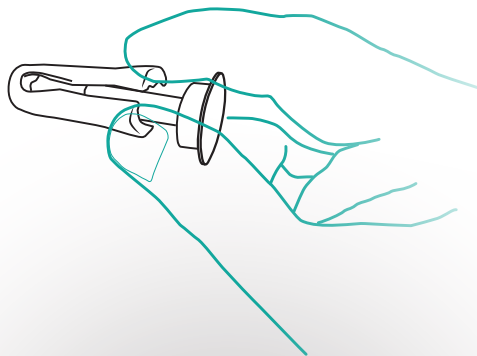
Speedy installation



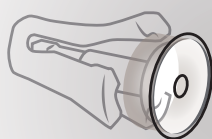
Installed in seconds and is stronger than the plaster wall.



Drill the wall for the installation of the fastener.



Pinch wings and pop through hole and then place screw through item to be fixed and screw into the Wingit tightly



You can use "Wingits®" fasteners to fix almost everything!

- Mirrors
- Grab Rails
- Frames
- etc.



Standard stud wall fixing

The Y96SES65 has thousands of uses for easy installation of bath accessories. Uses 8-32 x 3 1/2" Stainless Steel screws. Eliminates the need for structural blocking, NEVER loosens and rated up to 136 kilograms. A hole of 19 mm diameter (3/4") is required for installation.

Designed for 50 x 76 (2" x 3") or larger hollow walls and wall substrates from 6 - 19 mm. (1/4" - 1.3") thick.

| Code | Overall Dimensions (mm) |
|-----------------|-------------------------|
| Y96SES65 | 40x90x40 |



Structural stainless steel fixing

The Y96SES68 fit for the installation of grab rails. The body and screws are made of stainless steel 18/8. Eliminates the need for structural blocking, NEVER loosens and rated up to 360 kilograms. A hole of 31 mm diameter (1,25") is required for installation.

Designed for 50 x 110 (2" x 4") or larger hollow walls and wall substrates from 38 - 63 mm. (1,50" - 2,5") thick.

| Code | Overall Dimensions (mm) |
|-----------------|-------------------------|
| Y96SES68 | 35x100x35 |




Structurally engineered wall anchor

The Y96SES56 fit for the installation of grab rails. Uses two 8-32 x 3 1/2" Stainless Steel screws. Eliminates the need for structural blocking, NEVER loosens and rated up to 250 kilograms. A hole of 19 mm diameter (3/4") is required for installation.

Designed for 50 x 76 (2" x 3") or larger hollow walls and wall substrates from 6 - 19 mm. (1/4" - 1.3") thick.

| Code | Overall Dimensions (mm) |
|-----------------|-------------------------|
| Y96SES56 | 65x90x75 |



Drills for ceramic tiles

The APACHE200™ precision cutting tool drills fast and clean holes in wall tile and wallboard making installation of WINGITS®, quick and easy to install. These carbide drill bits are rated 200 holes through ceramic wall tile and can also be used for marble, glass, steel, plaster and lathe. The drills are available in two dimension, 19 and 32 millimetres diameter. The drills do not require a pilot hole, never drifts during start-up or needs to be emptied after each use; place on your mark and pull the trigger.

| Code | Ø (mm) |
|-----------------|--------|
| Y96SFS01 | 19 |
| Y96SFS02 | 22 |



Unisex accessible corner WC

British standards

BS 8300:2009

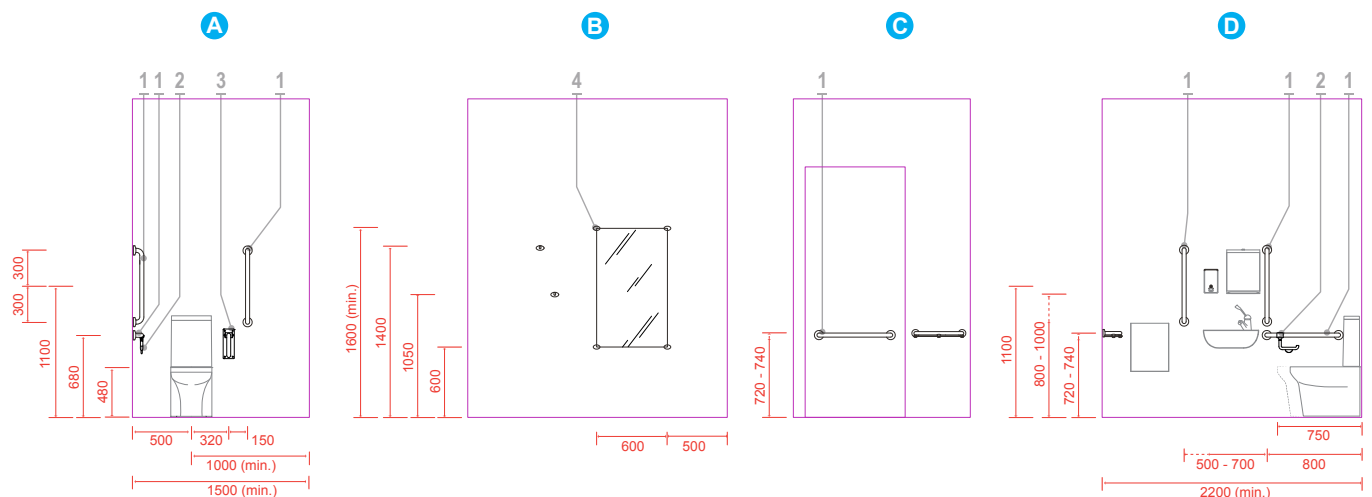
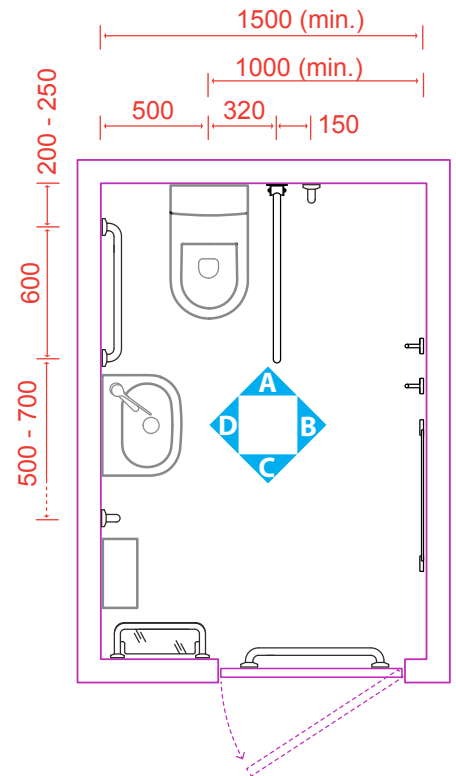
Planning of buildings suitable for full accessibility of disabled people.

Practice Code

BS 8300 explains how to plan and build an environment to avoid the creation of restrictions and barriers for disabled people using the premises and their surroundings. An environment to be considered accessible to a disabled person has to offer the possibility of independent access and use of the area, access assisted by an operator, including the possible escape in case of fire or any other emergency events.

BS 8300 applies to the following buildings:

- Transport and industrial buildings
- Administrative and commercial buildings
- Health and welfare buildings
- Refreshment, entertainment and recreation buildings
- Buildings for worship purposes
- Educational, cultural and scientific buildings
- Dwelling (for access routes only) and other residential buildings, e.g. hostels, hotels, residential clubs, university and college halls of residence, nursing homes and prisons.



Product used in the above quoted bathroom area configurations

- 1 G40JAS05xx Straight grab rail
- 2 F17AGN03xx Disposal roll paper holder
- 3 G40JAS10xx Folding safety support
- 4 F17ATN01xx Mirror holder

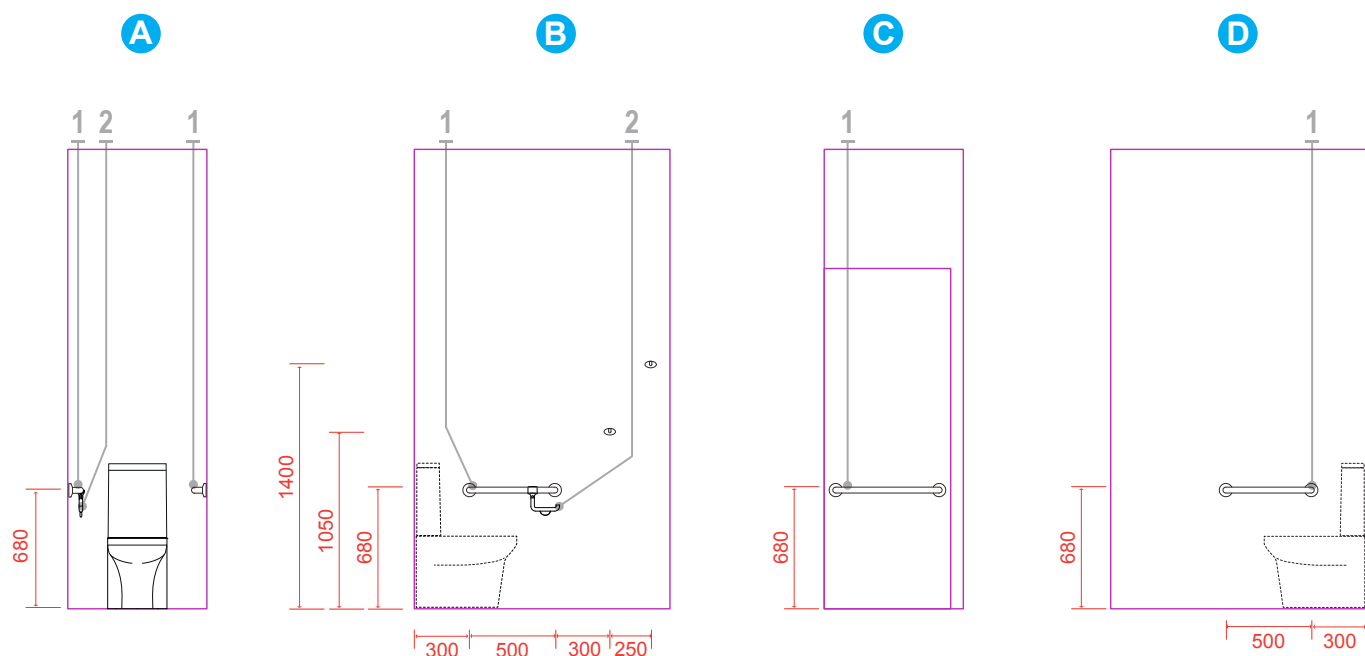
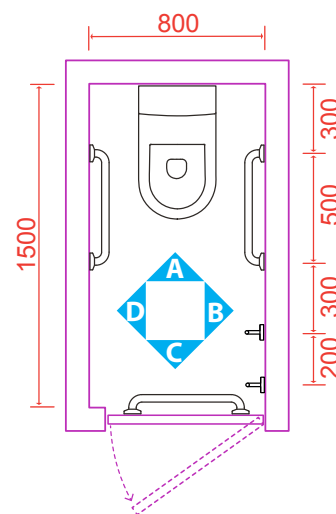
WC cubicle for wheel chair access

Approved Document M: Access to and use of Buildings.

Volume 2: Buildings Other Than Dwellings (2015 edition) states:

5.11 Ambulant disabled people should have the opportunity to use a WC compartment within any separate-sex toilet washroom. The compartment should be fitted with support rails.

Toilet facilities designed to accommodate ambulant disabled people should be fitted with horizontal grab rails either side of the toilet to provide assistance when necessary.



Product used in the above quoted bathroom area configurations

- 1 G40JAS05xx Straight grab rail
- 2 F17AGN03xx Disposal roll paper holder

Planning information

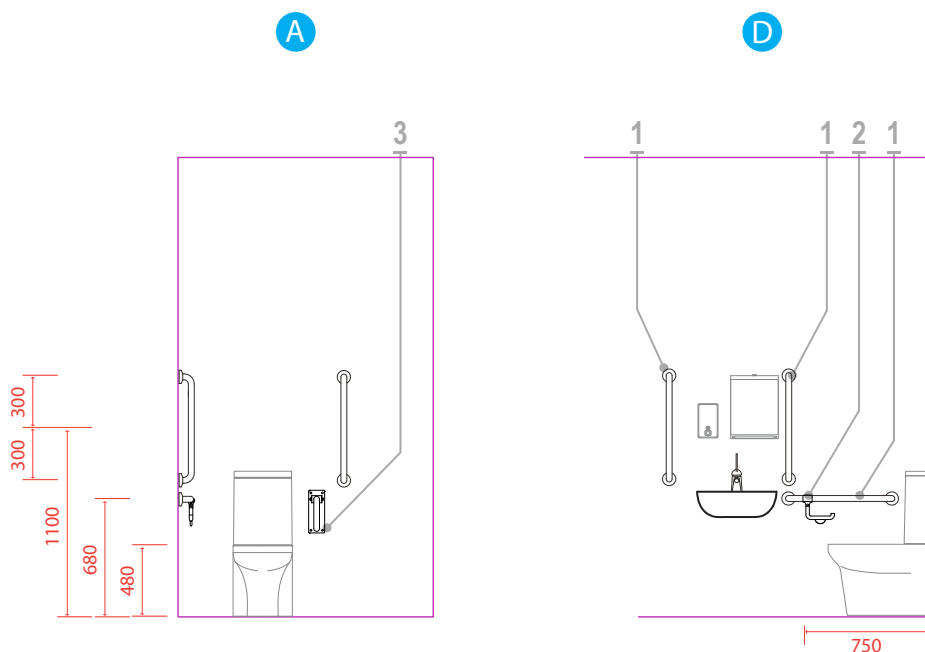
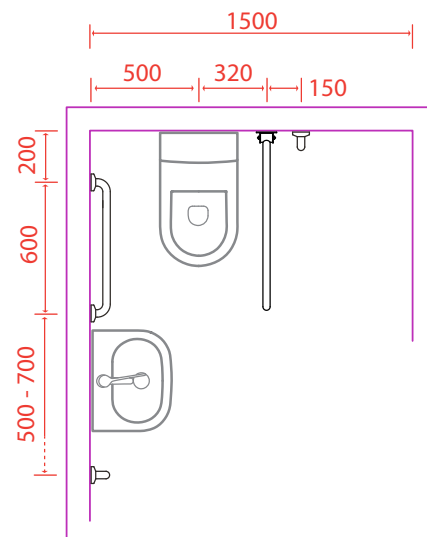
WC cubicle for wheel chair access

Approved Document M: Access to and use of Buildings.

Volume 2: Buildings Other Than Dwellings (2015 edition) states:

5.8 When transferring from and to their wheelchair, some people need horizontal support rails. The rail on the open side is a drop-down rail, but on the wall side, it can be a wall mounted grab rail (which is thought to give a more rigid handhold) set at a greater distance than normal from the wall-mounted grab rail where the grab rail is spaced at the minimum distance from the wall and therefore does not give the same degree of support.

Some wheelchair users require support when moving from their wheelchair to the toilet. It is recommended that grab rails are available on both sides of the toilet, a horizontal grab rail fixed to the wall side and a drop down adjustable support arm on the open side.



Product used in the above quoted bathroom area configurations

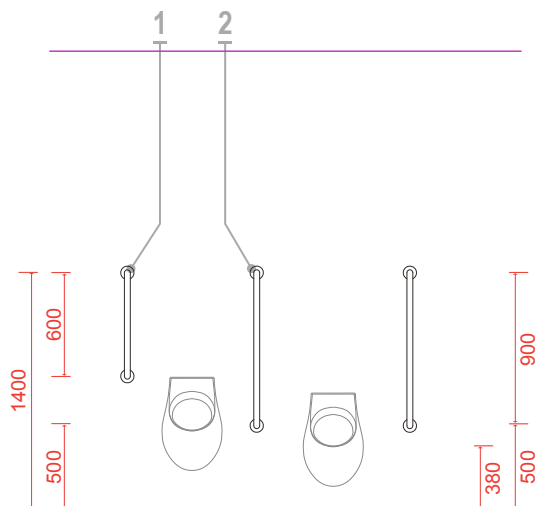
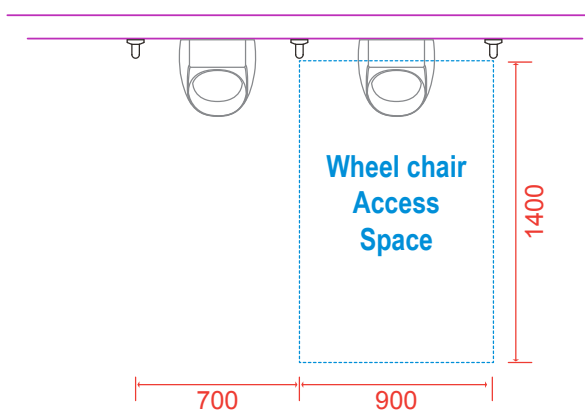
- 1 G40JAS05xx Straight grab rail
- 2 F17AGN03xx Disposal roll paper holder
- 3 G40JAS10xx Folding safety support

Urinal area for ambulant/disabled people access

Approved Document M: Access to and use of Buildings. Volume 2: Buildings Other Than Dwellings (2015 edition) states:

It is recommended that where a separate-sex toilet washroom can be accessed by wheelchair users, it should be possible for them to use both a urinal, where appropriate, and a washbasin at a lower height than is provided for other users.

Guidelines recommend that vertical grab rails are installed either side of urinals intended for people with both ambulant disabilities and wheelchair users.



Product used in the above quoted
bathroom area configurations

- 1 G40JAS05xx Straight grab rail
2 G40JAS24xx Straight grab rail

Planning information

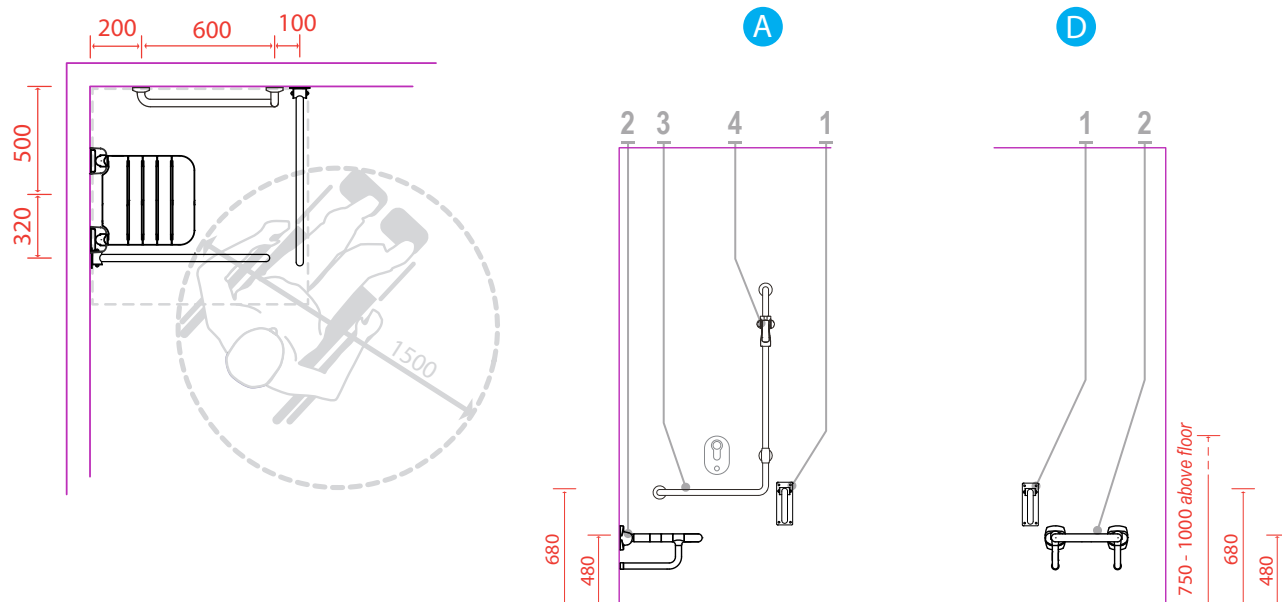
Shower area for wheel chair access

Approved Document M: Access to and use of Buildings.

Volume 2: Buildings Other Than Dwellings (2015 edition) states:

5.18 (b.) They are provided with wall-mounted drop-down support rails and wall mounted slip resistant tip-up seats (not spring loaded)

Slip-resistant, foldable seating is recommended for selfcontained shower rooms intended for individual use. It is recommended that grab rails are available on both sides of the shower seat and in front of the seat for additional support.



Product used in the above quoted bathroom area configurations

- 1 G40JAS10xx Folding safety support
- 2 G27JDS20xx Folding shower seat
- 3 G40JOR01xx L-shaped safety support
- 4 Y87JOS04xx Shower head holder

Customer Service

Planning and analysis of requirements

Ponte Giulio's mission is to support the customer in every possible way, particularly the hotels, rehabilitation centres, hospitals and senior homes. The availability of our technicians to cooperate with designers and installers represents added value to our customers.

Information and specifications acquired during the analysis phase allow us to satisfy planning guidelines, which will enable completion of the project proposal and production of working drawings. At the end of the project installation phase all documents will be filed and kept safe in Ponte Giulio's records for possible future replacements and/or implementations.



Logistics

The correct management of logistics is vital to achieving project completion. For this reason Ponte Giulio has set up a warehouse and fulfillment centre to ensure, each standard product mentioned in the Price List, in standard quantities, can be forwarded within 5 working days from receipt of the order.



Documentation

You can find all necessary technical data, updated in real time, on our website www.pontegiulio.co.uk



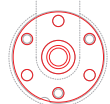
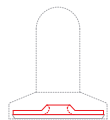
Flanges and fixing plates

Flanges

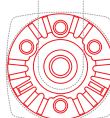
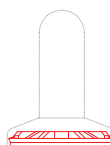
Type of product on which these flanges are used:

- Grab rails
- Corner safety supports
- Corner safety supports
- Fixed lateral supports
- Handrails

Urban people Range

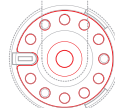
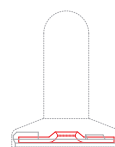


6 holes flange
Stainless steel - AISI 304 ø 70 mm



4 holes flange
fiber glass added polyamide ø 80 mm
Suitable for squared flange option only.

Polish Stainless steel Maxima Ranges



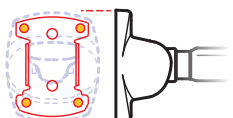
11 holes flange
Stainless steel - AISI 304 ø 80 mm

Mounting plates

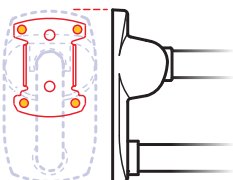
Type of product on which these flanges are used:

- Folding grab rail
- Side fixed supports
- Folding seats

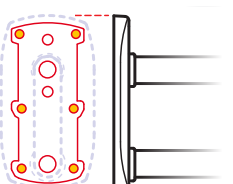
Urban people Polish Stainless steel Ranges



Stainless steel - AISI 304, 83x115 [WxH] mm

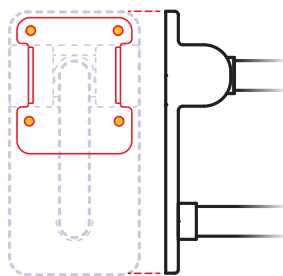


Stainless steel - AISI 304, 83x165 [WxH] mm

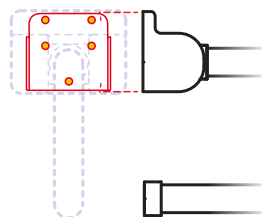


Stainless steel - AISI 304, 83x192 [LWH] mm

Maxima Range



Stainless steel - AISI 304, 122x145 [WxH] mm



Stainless steel - AISI 304, 95x96 [WxH] mm

Cleaning information

For the cleaning of the products do not use any powders or acid detergents or abrasive means, which may affect their surface and their functional features, See the following list.

| | | |
|----------------------|-------------------------|-------------------------------------|
| ▲ Acetaldehyde | ◆ Copper sulphide | ◆ Paraffin oils |
| ▲ Acetamide | ◆ Copra oil | ▲ Perfumes |
| ● Acetic acid | ◆ Cyclohexane | ◆ Petroleum |
| ◆ Acetone | ◆ Cyclohexanol | ◆ Petroleum ether |
| ◆ Acrylonitrile | ◆ Decahydronaphtalene | ● Phenol aqueous solution |
| ▲ Alcoholic drinks | ◆ Dichlorofluorethylene | ● Phosphoric acid |
| ◆ Alimentary fats | ◆ Diesel oil | ▲ Phthalic acid |
| ▲ Aliyl alcohol | ◆ Dimethylformamide | ▲ Potassium bichromate |
| ◆ Aluminium chloride | ◆ Dioxane | ▲ Potassium bromide |
| ◆ Aluminium sulphide | ▲ Ethyl acetate | ◆ Potassium carbonate |
| ◆ Ammonia | ▲ Ethyl alcohol | ◆ Potassium nitrate |
| ◆ Ammonium chloride | ◆ Ethyl chloride | ● Potassium permanganate |
| ◆ Amyl acetate | ◆ Ethylene glycol | ▲ Propyl alcohol |
| ◆ Amyl alcohol | ◆ Ethylic ether | ◆ Salicylic acid |
| ◆ Aniseed oil | ◆ Ferric chloride | ◆ Silicone oils |
| ▲ Aniline | ◆ Formaldehyde | ◆ Silver nitrate |
| ◆ Aniseed oil | ● Formic acid | ◆ Soap solution |
| ◆ Barium chloride | ◆ Freon 12 liquid | ◆ Sodium bisulphite |
| ■ Benzaldehyde | ◆ Fuels petrol | ◆ Sodium carbonate |
| ▲ Benzoic acid | ▲ Glycerine | ◆ Sodium chloride |
| ◆ Benzol | ◆ Heptane | ◆ Sodium hypochlorite |
| ■ Benzol alcohol | ▲ Hexane | ▲ Sodium nitrate |
| ▲ Bitumen | ● Hydrochloric acid | ▲ Sodium silicate |
| ▲ Boric acid | ● Hydrogen peroxide | ◆ Sodium sulphate |
| ◆ Butter | ● Hydrofluoric acid | ◆ Sodium sulphide |
| ▲ Butyric acid | ● Iodine | ◆ Sulphur |
| ◆ Butyl acetate | ● Iodine sulphide | ◆ Sulphurated hydrogen |
| ▲ Butyl alcohol | ◆ Isooctane | ● Sulphuric acid |
| ◆ Butyl phthalate | ▲ Isopropyl alcohol | ▲ Tartaric acid |
| ▲ Butylene glycol | ● Lactic acid | ◆ Tetrahydrofurane |
| ● Calcium chloride | ◆ Lead acetate | ◆ Tetralina |
| ◆ Camphor | ◆ Lead stearate | ● Thionyl chloride |
| ◆ Carbon sulfide | ◆ Linseed oil | ◆ Toluol |
| ◆ Caustic potash | ◆ Magnesium chloride | ◆ Transformer oil |
| ◆ Caustic soda | ● Mercurio chloride | ◆ Trichloroethylene Triethanolamine |
| ● Chlorine | ◆ Mercury | ◆ Vaseline |
| ● Chloroform | ◆ Methyl acetate | ◆ Vinyl chloride |
| ● Chromic acid | ■ Methyl chloride | ◆ Water |
| ● Citric acid | ▲ Methyl alcohol | ▲ Wine |
| ◆ Clove oil | ◆ Milk | ◆ Xylene |
| ◆ Cooking oils | ◆ Mineral oils | ▲ Zinc chloride |
| | ◆ Naphthalene | ◆ Zinc oxide |
| | ▲ Nitrobenzol | |
| | ▲ Nitromethane | |
| | ◆ Oleic acid | |
| | ● Oleum | |
| | ◆ Otyl phthalate | |
| | ▲ Oxalic acid | |
| | ● Ozone | |

Key

- ◆ Good resistance
- ▲ Medium resistance
- Strongly attacked
- Some attack

General information

Alphabetical Index

The following list of items is ordered
by part number, in alphanumeric order

| Code | Page | Code | Page |
|----------|--------|----------|--------|
| C91DFS01 | 35, 65 | G27JCS25 | 53 |
| F17AGN03 | 89 | G27JCS26 | 53 |
| F17AGN04 | 89 | G27JCS27 | 50 |
| F17AHN01 | 88 | G27JCS28 | 50 |
| F17AON01 | 86 | G27JCS29 | 55 |
| F17ATN01 | 87 | G27JCS30 | 55 |
| F41ANS03 | 86 | G27JCS31 | 55 |
| F41ANS04 | 86 | G27JCS33 | 69 |
| F41JPS27 | 87 | G27JCS34 | 55 |
| F41JPS28 | 87 | G27JCS35 | 55 |
| F47JPS02 | 88 | G27JCS36 | 50 |
| G01JCS52 | 22 | G27JCS37 | 50 |
| G01JCS53 | 22 | G27JCS38 | 53 |
| G01JDS41 | 81 | G27JCS39 | 54 |
| G01JDS44 | 80 | G27JCS40 | 43 |
| G27JAL23 | 46 | G27JCS41 | 43 |
| G27JAL26 | 47 | G27JCS42 | 43 |
| G27JAR23 | 46 | G27JCS48 | 67 |
| G27JAR26 | 47 | G27JCS49 | 69 |
| G27JAS08 | 47 | G27JCS51 | 48 |
| G27JAS10 | 42 | G27JCS52 | 48 |
| G27JAS21 | 46 | G27JCS54 | 48 |
| G27JAS22 | 45 | G27JCS57 | 48 |
| G27JAS30 | 42 | G27JCS59 | 48 |
| G27JAS40 | 42 | G27JCS66 | 51 |
| G27JAS50 | 42 | G27JCS67 | 51 |
| G27JAS60 | 42 | G27JCS69 | 51 |
| G27JAS70 | 42 | G27JCS77 | 49 |
| G27JAS80 | 42 | G27JCS78 | 49 |
| G27JAS90 | 42 | G27JCS79 | 49 |
| G27JBL19 | 43 | G27JCS80 | 67 |
| G27JBL20 | 45 | G27JCS86 | 52 |
| G27JBR19 | 43 | G27JCS87 | 52 |
| G27JBR20 | 45 | G27JCS88 | 52 |
| G27JBS02 | 61 | G27JCS89 | 51 |
| G27JBS03 | 61 | G27JCS90 | 51 |
| G27JCS01 | 42 | G27JDS01 | 81 |
| G27JCS02 | 42 | G27JDS01 | 86 |
| G27JCS04 | 42 | G27JDS02 | 81 |
| G27JCS21 | 52 | G27JDS29 | 24, 57 |
| G27JCS22 | 52 | G27JOL01 | 58 |
| G27JCS23 | 49 | G27JOR01 | 58 |
| G27JCS24 | 49 | G27JOS01 | 61 |
| | | G27JOS04 | 58 |
| | | G27JOS05 | 59 |
| | | G27JOS06 | 60 |
| | | G27JOS08 | 59 |
| | | G27JOS10 | 60 |
| | | G27JOS11 | 60 |
| | | G27JOS13 | 61 |
| | | G27JOS14 | 61 |
| | | G27JRS02 | 63 |
| | | G27JRS03 | 63 |
| | | G27JRS04 | 63 |
| | | G27JRS05 | 63 |
| | | G27JRS06 | 63 |
| | | G27JRS07 | 63 |
| | | G27JRS08 | 63 |
| | | G27JRS09 | 63 |
| | | G27JRS11 | 63 |
| | | G27JRS12 | 63 |
| | | G27JRS13 | 63 |
| | | G27JRS14 | 63 |
| | | G27JRS15 | 63 |
| | | G27JRS22 | 64 |
| | | G27JRS23 | 64 |
| | | G27JRS24 | 64 |
| | | G27JRS32 | 63 |
| | | G27JTS10 | 64 |
| | | G27JTS11 | 64 |
| | | G27JTS12 | 64 |
| | | G27JTS13 | 64 |
| | | G29JAS01 | 74 |
| | | G29JAS02 | 74 |
| | | G29JAS03 | 74 |
| | | G29JAS05 | 74 |
| | | G29JAS08 | 74 |
| | | G29JAS09 | 75 |
| | | G29JBL06 | 76 |
| | | G29JBL19 | 74 |
| | | G29JBL20 | 76 |
| | | G29JBR06 | 76 |
| | | G29JBR19 | 74 |
| | | G29JBR20 | 76 |
| | | G29JBS01 | 75 |
| | | G29JCS12 | 75 |
| | | G31UJS02 | 23, 56 |
| | | G40JAL20 | 13 |
| | | G40JAL26 | 13 |
| | | G40JAR20 | 13 |
| | | G40JAR26 | 13 |
| | | G40JAS01 | 10 |

| Code | Page | Code | Page | Code | Page |
|----------|------|----------|------|----------|--------|
| G40JAS02 | 10 | G40JCS55 | 17 | G40JRS23 | 34 |
| G40JAS03 | 10 | G40JCS56 | 17 | G40JRS24 | 34 |
| G40JAS04 | 10 | G40JCS57 | 17 | G40JRS32 | 33 |
| G40JAS05 | 10 | G40JCS59 | 19 | G40JTS10 | 34 |
| G40JAS06 | 10 | G40JCS60 | 19 | G40JTS11 | 34 |
| G40JAS07 | 10 | G40JCS63 | 18 | G40JTS12 | 34 |
| G40JAS08 | 14 | G40JCS64 | 18 | G40JTS13 | 34 |
| G40JAS18 | 36 | G40JCS66 | 16 | Y87JCS48 | 67 |
| G40JAS22 | 13 | G40JCS67 | 16 | Y87JCS49 | 69 |
| G40JAS32 | 11 | G40JCS68 | 19 | Y87JIS21 | 37 |
| G40JAS33 | 11 | G40JCS69 | 18 | Y87JIS22 | 37 |
| G40JAS34 | 11 | G40JCS80 | 31 | Y87JIS25 | 37 |
| G40JBL19 | 15 | G40JDS17 | 82 | Y87JIS26 | 37 |
| G40JBL21 | 15 | G40JDS30 | 80 | Y87JIS29 | 70 |
| G40JBR19 | 15 | G40JDS31 | 80 | Y87JIS30 | 70 |
| G40JBR21 | 15 | G40JDS40 | 82 | Y87JIS40 | 70 |
| G40JBS02 | 30 | G40JDS41 | 82 | Y87JIS42 | 70 |
| G40JBS03 | 30 | G40JEL02 | 12 | Y87JIS46 | 57, 70 |
| G40JBS16 | 29 | G40JER02 | 12 | Y87JIS48 | 67, 69 |
| G40JCS01 | 18 | G40JES11 | 11 | Y87JJS20 | 70 |
| G40JCS03 | 18 | G40JOL01 | 25 | Y87JNS17 | 35 |
| G40JCS05 | 10 | G40JOR01 | 25 | Y87JOS02 | 30 |
| G40JCS06 | 20 | G40JOS01 | 30 | Y87JOS04 | 61 |
| G40JCS07 | 10 | G40JOS04 | 26 | Y87JSS03 | 34, 64 |
| G40JCS08 | 20 | G40JOS05 | 27 | Y88JKS18 | 37 |
| G40JCS09 | 16 | G40JOS06 | 25 | Y88JKS39 | 57 |
| G40JCS10 | 16 | G40JOS07 | 27 | Y88JNS07 | 37, 70 |
| G40JCS11 | 20 | G40JOS08 | 29 | Y88JNS17 | 66 |
| G40JCS12 | 10 | G40JOS09 | 26 | Y88SDS68 | 35, 65 |
| G40JCS13 | 10 | G40JOS13 | 30 | Y91ASS02 | 88 |
| G40JCS14 | 10 | G40JOS14 | 30 | Y91ASS08 | 87 |
| G40JCS18 | 21 | G40JQS01 | 12 | Y96SES56 | 91 |
| G40JCS19 | 21 | G40JRS02 | 33 | Y96SES65 | 91 |
| G40JCS20 | 21 | G40JRS03 | 33 | Y96SES68 | 91 |
| G40JCS23 | 32 | G40JRS04 | 33 | Y96SFS01 | 91 |
| G40JCS24 | 17 | G40JRS05 | 33 | Y96SFS02 | 91 |
| G40JCS25 | 17 | G40JRS06 | 33 | | |
| G40JCS33 | 32 | G40JRS07 | 33 | | |
| G40JCS39 | 22 | G40JRS08 | 33 | | |
| G40JCS41 | 20 | G40JRS09 | 33 | | |
| G40JCS42 | 20 | G40JRS11 | 33 | | |
| G40JCS44 | 21 | G40JRS12 | 33 | | |
| G40JCS45 | 10 | G40JRS13 | 33 | | |
| G40JCS46 | 18 | G40JRS14 | 33 | | |
| G40JCS47 | 16 | G40JRS15 | 33 | | |
| G40JCS50 | 21 | G40JRS22 | 34 | | |

Notes